



Annual Report

University of Veterinary Medicine, Vienna

vetmeduni
vienna





'New and young life' is the motto of this year's report of Vetmeduni Vienna. On the following pages we will show pictures of young animals together with their mothers and fathers as representative examples of all the species that are our companions at Vetmeduni Vienna.

Contents

04 Forewords

06 Facts & Figures

08 Unique in Austria – Internationally Recognised

10 Study

10 Degree Courses: Fully Prepared for Working Life
13 Teaching: Focus on Competence and Innovation
16 Awards for Teachers
18 Awards for Students

20 Research

20 Current Research Projects
29 Research Projects at a Glance
32 Scientific Events
34 Awards for Researchers
36 Science for All
38 Science Communication and Public Relations
40 Media Echo

44 University Clinics

44 Cutting-Edge Medicine for Animals
47 Knowledge Transfer to Animal Owners and Veterinarians

50 Organisation

50 Vetmeduni Vienna as an Employer
54 Organisational Chart of Vetmeduni Vienna

Forewords



Photo: © Doris Kucera/Vetmeduni Vienna

Petra Winter

Rector

The year 2018 was marked by a series of measures which are of major importance for the future of Vetmeduni Vienna: both the introduction of the Study Place Financing System and the signing of the Performance Agreement for the 2019-2021 period ensure the continuation of top-level research and teaching. In addition, the university can take new strategic initiatives and promote excellence. It has also been able to secure the future funding for the interuniversity Messerli Research Institute for Human-Animal Interaction by

renewing the contract and the performance agreements. With the VetRegioVetmedAustria initiative, launched in 2018, our university greatly helps to ensure veterinary care in all Austrian regions. The initiative is also intended to strengthen and establish awareness of veterinary medicine as a healthcare profession in society.

Otto Doblhoff-Dier

Vice-Rector for Research and International Relations

Once again, Vetmeduni Vienna was at the forefront of the 'Veterinary Science' research field. With 6th place in the Shanghai Global Ranking of Academic Subjects 2018, our university moved up two places on the previous year. Austria's only university of veterinary medicine was thus the best ranked university of its kind in the entire German-speaking area, affirming its position as a member of the international elite. Another year of successful third-party fundraising must not disguise the fact that national and international research promotion entities are in acute need of more financial resources to ensure appropriate project approval rates as this is the only way to ensure that successful universities will be able to hold their own internationally.



Photo: © Doris Kucera/Vetmeduni Vienna



Photo: © Doris Kucera/Vetmeduni Vienna

Sibylle Kneissl

Vice-Rector for Study Affairs

Student-centred and hands-on training is of great importance at Vetmeduni Vienna. State-of-the art audiovisual equipment has been installed in several lecture halls to enable close-ups of patients or samples to be shown, an added bonus for all the degree courses. The implementation of the 2014 curriculum for veterinary medicine has been consistently continued along these lines, including the reform of two eleventh semester classes ('Economics' and 'Science in Veterinary Medicine'): questions of entrepreneurship (in cooperation with the

WU Entrepreneurship Centre), the General Data Protection Regulation and the organisational environment of animal experiment concerns have been incorporated into these classes.



Photo: © Doris Kucera/Vetmeduni Vienna

Christian Mathes

Vice-Rector for Resources

2018 was a very successful year for Vetmeduni Vienna in many areas. The conclusion of the Performance Agreement with the Federal Ministry of Education, Science and Research (BMBWF) certainly was the year's highlight for the Office of the Vice-Rector for Resources. Alongside preparatory work for the construction of our Small Animals Clinic, activities concerning the repositioning of VetFarm and the integration of the Wolf Science Centre, the focus was on digitalisation and greater efficiency in the administration of our university.

We were able to successfully implement or initiate many projects. This progress has been possible thanks to the enthusiasm and commitment of staff members to proceed full steam ahead for Vetmeduni Vienna.

Veronika Sexl and Sabine Hammer

Chairwoman and Deputy Chairwoman of the Senate of the University of Veterinary Medicine, Vienna

According to most recent Eurostat data, Austria raised its spending on research and development as a percentage of GDP from 2.42 to 3.16 per cent, the second highest increase within the EU-28. This should have an impact on the development of career models as well as on the targeted support to special talents and our brightest minds. To be able to meet the challenges involved in fostering young talents while also ensuring equal opportunities and offering a range of different prospects, we need to come up with innovative models – the only way to lend our junior researchers our strongest and best possible support. Let us tap into our potential, let us inspire enthusiasm in our students for an optimised combination of clinical, research and teaching aspects!



Photo: © Michael Bernkopf/Vetmeduni Vienna



Photo: © Lightmaster

Johannes Khinast

Chairman of the University Council

The University Council, reconstituted in 2018, greatly appreciates the innovative and efficient approaches undertaken by Vetmeduni Vienna which do justice to its great social responsibility of being the only university of veterinary medicine in Austria. This can be seen in its excellent teaching and internationally visible research. Consequently, the University Council is pleased to continue to support Vetmeduni Vienna in the numerous and ambitious projects it has defined for the Performance Agreement Period 2019-2021. Moreover, the

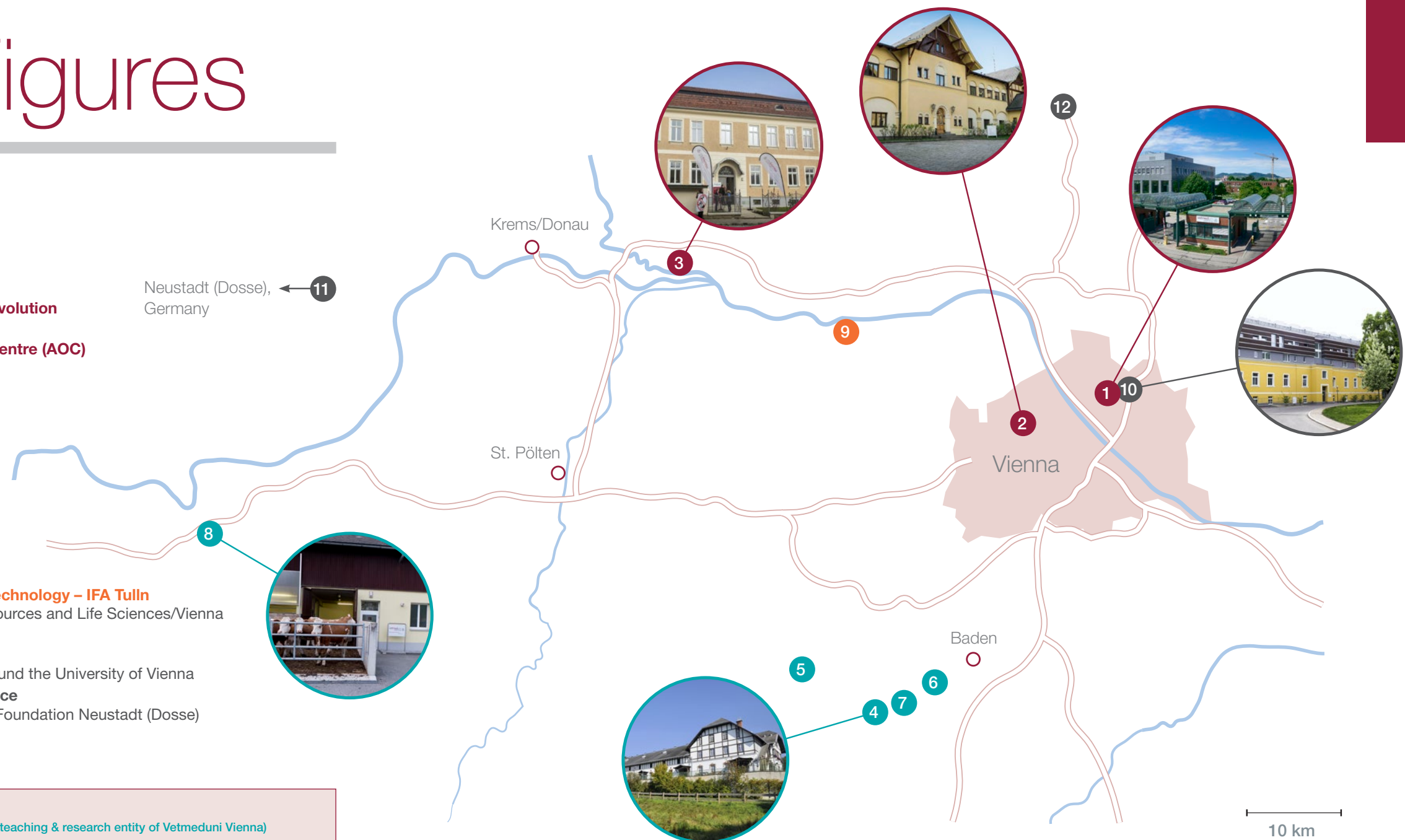
long-planned alteration of the Small Animals Clinic entered the implementation phase with the consent of the University Council. The University Council is looking forward to further cooperation and willing to assist Vetmeduni Vienna in the implementation of its goals.

Facts & Figures

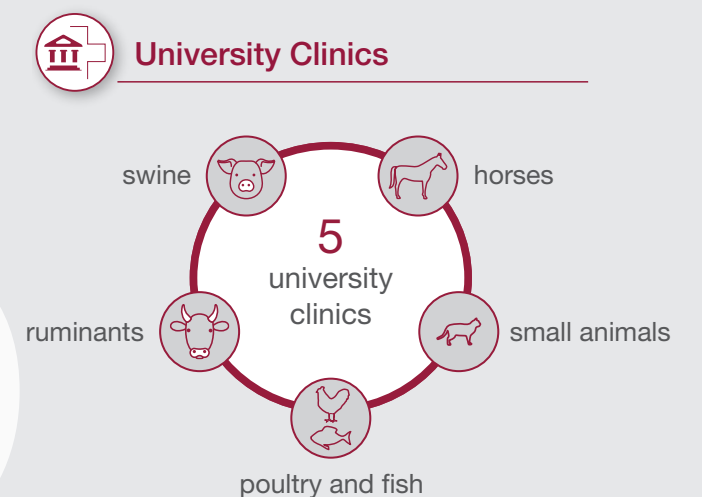
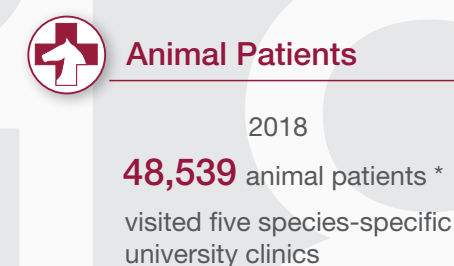
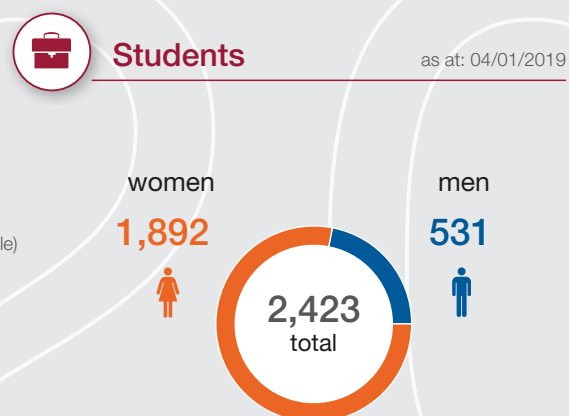
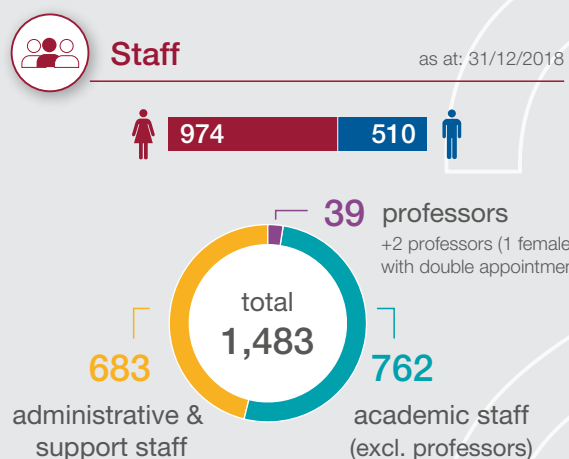
Sites of Vetmeduni Vienna

1. **Campus**
Floridsdorf, Vienna
2. **Department of Integrative Biology and Evolution**
Ottakring, Vienna
3. **Satellite of the Austrian Ornithological Centre (AOC)**
Seebarn/Grafenwörth, Lower Austria
4. **Kremesberg estate**
Pottenstein, Lower Austria
5. **Rehgras estate**
Furth/Triesting, Lower Austria
6. **Haidlhof estate**
Bad Vöslau, Lower Austria
7. **Medau estate**
Berndorf, Lower Austria
8. **Reproduction Centre Wieselburg**
Wieselburg, Lower Austria
9. **Interuniversity Department for Agrobiotechnology – IFA Tulln**
together with the University of Natural Resources and Life Sciences/Vienna and the Vienna University of Technology
10. **Messerli Research Institute**
together with Medical University of Vienna und the University of Vienna
11. **Graf Lehndorff Institute for Equine Science**
together with the Brandenburg Stud Farm Foundation Neustadt (Dosse)
12. **Wolf Science Centre (WSC)**
Ernstbrunn, Lower Austria

- Sites of Vetmeduni Vienna
- VetFarm (research, training, regional, modern setting; teaching & research entity of Vetmeduni Vienna)
- Interuniversity Institution
- Other Establishments and Cooperation Partners of the University



Photos © 1. Johannes Zinner/Vetmeduni Vienna | 2. & 8. Michael Bernkopf/Vetmeduni Vienna | 3. Ernst Hammerschmid/Vetmeduni Vienna | 4. Felicitas Theimer/Vetmeduni Vienna | 10. Vetmeduni Vienna



* Figures do not include poultry and visits for the purpose of herd health management

Unique in Austria – Internationally Recognised

Vetmeduni Vienna is among the leading higher education and research institutions of veterinary medicine in Europe. It is the only university in Austria specialising in veterinary medicine and one of the few veterinary universities to be fully accredited (since 2013) by the European Association of Establishments for Veterinary Study (EAEVE).



Vetmeduni Vienna Comes 6th in the Global Ranking of Academic Subjects (Shanghai-Ranking)

In the Shanghai Global Ranking of Academic Subjects 2018, Vetmeduni Vienna is again among the top performers. It occupies the 6th place of all universities worldwide in the subject of 'Veterinary Sciences', having moved up two places on the year before. Since 2009, the number of subjects reviewed and evaluated in the categories of Natural Sciences, Engineering, Life Sciences, Medical Sciences and Social Sciences has grown to 54, the number of universities covered worldwide to more than 4,000. Vetmeduni Vienna is the best-ranked academic institution in the entire German-speaking area in Veterinary Sciences in the Life Sciences category.



Study Programmes

- | | |
|--|--|
| ■ Diploma Programme:
Veterinary Medicine | ■ Master's Programmes:
European Master in Comparative Vertebrate Morphology (EUCOMOR, in English) ¹ |
| ■ Bachelor's Programmes:
Biomedicine and Biotechnology
Equine Sciences ³ | Interdisciplinary Master in Human-Animal Interactions (IMHAI, in English) |
| ■ Doctoral Programme:
Veterinary Medicine | Master in Evolutionary Systems Biology (in English) ² |
| ■ PhD Programme | Master in Comparative Biomedicine (in English) |
| | Master in Wildlife Ecology and Wildlife Management ³ |

¹ In cooperation with the universities of Antwerp (BE), Gießen (DE), Poznan (PL) and Naples (IT)

² In cooperation with the University of Vienna

³ In cooperation with the University of Natural Resources and Life Sciences (BOKU), Vienna



Research Priorities

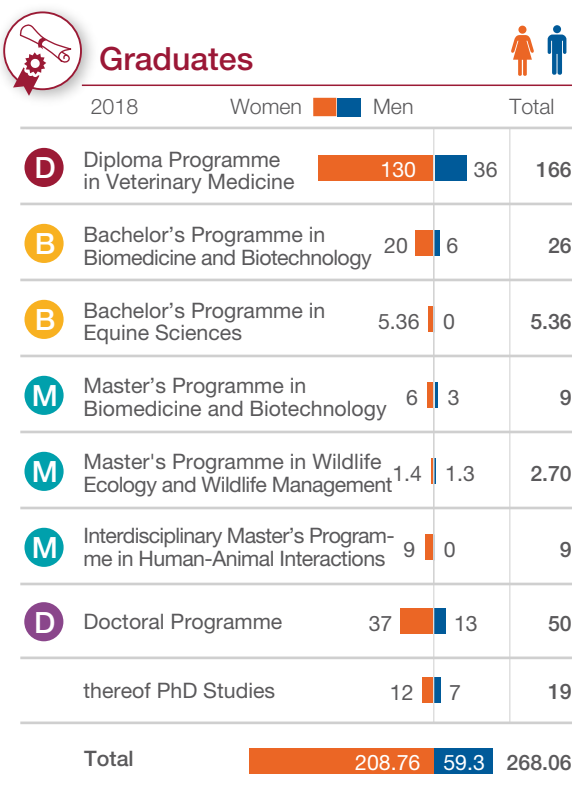
- Endocrinology
- Nutrition physiology
- Infectious diseases (fish, poultry, swine)
- Food microbiology and risk analysis of animal-based food products
- Population genomics
- Translational medicine and comparative medicine
- Behavioural biology and behavioural ecology (incl. cognition)
- Wildlife ecology and medicine



Study

Degree Courses: Fully Prepared for Working Life

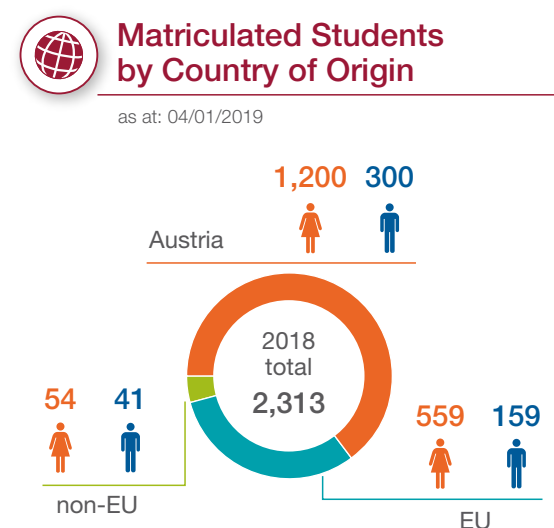
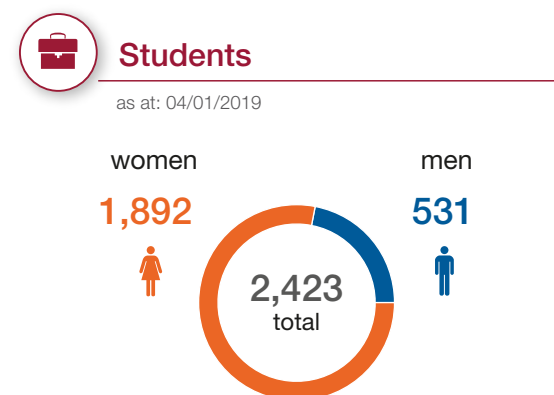
First-class training is student-centred and based on clearly defined learning objectives. In this way, teaching at Vetmeduni Vienna hones the necessary competences and skills in order to prepare students for the demands of clinical and research practice and provide them with scientifically based hands-on education and training.



Note: In the case of cooperation partners, graduates are counted according to the allocation formula.

Bachelor in Equine Sciences:
0.67 Vetmeduni Vienna; 0.33 University of Natural Resources and Life Sciences, Vienna

Master in Wildlife Ecology and Wildlife Management:
0.1 Vetmeduni Vienna; 0.9 University of Natural Resources and Life Sciences, Vienna



University Course 'Official Veterinarian'

Organised in cooperation with the Federal Ministry of Labour, Social Affairs, Health and Consumer Protection as well as the State Veterinary Health Directorates, the post-graduate university course 'Official Veterinarian' began with a total of 29 participants on 1 October 2018. Successful completion of this three-semester course is required for being assigned and appointed to official veterinarian activities. The course is intended to foster the sustainable training of veterinarians qualified to carry out work in public veterinary administration. Course participants are to be trained to perform the tasks required in veterinary administration to the highest professional standards based on the latest developments in veterinary medicine and knowledge of relevant legislation.

Diploma Degree Programme in Veterinary Medicine: Focus on Ethics

In pursuing their studies, students at Vetmeduni Vienna prepare for manifold activities in clinical practice, research or industry. The diploma degree programme in veterinary medicine includes discussion classes on applied ethics in the first four semesters as well as seminars and optional courses within immersion modules. Based on case studies, students discuss the special responsibility of veterinarians for animals, humans and the environment. What is the responsibility of veterinarians? How can they meet moral standards and how do they manage conflicts of value? This part of the training curriculum assists future veterinarians in taking ethically motivated decisions and actively participate in shaping veterinary medicine on the basis of an informed professional understanding. The skills Vetmeduni Vienna students acquire here are crucial for future research and practice.

Courses of Study	Applicants		Admissions	
	Women	Men	Women	Men
D Diploma Programme in Veterinary Medicine	1,288	1,096	192	231
B Bachelor's Programme in Biomedicine and Biotechnology	147	115	32	40
B Bachelor's Programme in Equine Sciences	59	56	3	35
M Master's Programme in Human-Animal Interactions	29	20	9	18
M Master's Programme in Biomedicine and Biotechnology	30	19	11	20
Total	1,553	1,306	247	344

No figures are available for the Master's Programmes in Wildlife Ecology and Wildlife Management, Comparative Morphology as well as Evolutionary Systems Biology since admission to these programmes is not managed by Vetmeduni Vienna.









Diploma Degree Programme in Veterinary Medicine: In-Depth Training

So-called 'Day One Competences' prepare students for day-to-day practice and constitute an essential aspect of the training programme for young veterinarians. After general clinical training (semesters 1-9), the third tier of the study programme provides in-depth training in small groups. Newly designed specialisation tracks, which consist of one main and one specialisation track, were offered for the first time in the academic year 2017/18. They enhance Day One Competences such as work on certain animal species and in specific fields to help students enter the profession based on practical training.



Photo: © Stephanie Scholz/Vetmeduni Vienna

The following specialisation tracks give students of Vetmeduni Vienna an opportunity to acquire qualified skills for accessing the profession. Whereas small animal, ruminant, poultry/pig and equine medicine are part of the clinical tracks, the specialisation tracks on food safety, veterinary public health, laboratory animal medicine, conservation medicine and reproductive biotechnology are non-clinical.

Specialisation track	Allocation	Available places (30 ECTS)	Available places (9 ECTS)
Small animal medicine 	Clinical	55	55
Ruminant medicine and bovine herd health management 	Clinical	40	40
Pig and poultry medicine and herd health management 	Clinical	10	10
Equine medicine 	Clinical	28	28
Food safety and quality, veterinary public health 	Non-clinical	40	40
Laboratory animal medicine 	Non-clinical	12	12
Zoo and wildlife medicine – Conservation medicine 	Non-clinical	10	10
Reproduction, reproductive biotechnology 	Non-clinical	10	10
Total		205	205

Teaching: Focus on Competence and Innovation

Skills Lab VetSim Training Centre

The specially equipped practice rooms of the Skills Lab VetSim offer students the possibility of practicing numerous tasks of daily clinical practice on models, so-called 'dummies', either independently or in the context of classes. In 2018, several models were added to the Skills Lab with the support of the Foundation to further train students in practical skills: a new dog dummy includes an anaesthesia machine and a sound generator for (pathological) cardio-pulmonary murmurs as well as training software to display vital parameters on screen. The colour and surface texture of the 3-D plastinates of equine limbs used for radiography are very similar to a horse's actual anatomy, thus enabling future vets to understand the relevant technical and physical parameters. Additional dummies were acquired for performing blood sampling. The training centre has extended opening hours to encourage flexibility and help students reconcile study and family life.

Peer Shadowing

Peer shadowing offers feedback opportunities for teachers by teachers who provide an 'outside view'. This give and take of constructive and valuable feedback is intended to further improve the quality of teaching at Vetmeduni Vienna, provide innovative incentives as well as enhance teachers' educational and didactic responsibility. During the summer semester, dedicated teachers of Vetmeduni Vienna enrolled in the programme composed of four milestones: kick-off round, two observation units in two classes per participant, one personal feedback and one general feedback. The pilot project was monitored by the Centre for Teaching Competence of the Karl Franzens University Graz. The experience gained in this project was presented to the public in a keynote lecture at the Teaching Vets Symposium #4 in October 2018.

The new practice models available at VetSim include a dog dummy, with an anaesthesia machine and a sound generator for (pathological) cardio-pulmonary murmurs, a dummy for blood sampling as well as 3-D plastinates of equine limbs.



Photos: © Stephanie Scholz/Vetmeduni Vienna and Michael Bernkopf/Vetmeduni Vienna

Inspiration for teaching: internal and external lecturers discuss current topics that are of relevance to the teachers at Vetmeduni Vienna



Graphics: © Matthias Moser

Kick-Start Breakfasts at Vetmeduni Vienna

Every third Tuesday in a month, all teachers of Vetmeduni Vienna are invited by the Office of the Vice-Rector for Study Affairs to a 'kick-start breakfast' in the VetSim seminar room. This professional development programme enables teachers to obtain information on a variety of topics in teaching and research. Alongside members of Vetmeduni Vienna, external lecturers make presentations at these leisurely breakfasts. Examples of previous topics include 'Encouraging students to apply their knowledge' or '(How) Can one test proficiency with MC questions?'. Videos of these and other lectures can be viewed online at:

<http://vetmediathek-gallery.vetmeduni.ac.at/impulsfruehstueck>.

Teaching Vets Symposium #4

The Teaching Vets Symposium of 18 October 2018 was already the fourth of its kind. Focusing on a 'professional and collegial exchange' between teachers and students, the symposium enabled teachers, practicing veterinarians, Vice-Rectors and other interested parties to obtain information on different fields of teaching and current best practice examples. In two keynote presentations, Harald A. Mieg from the Humboldt University/Berlin and Sandra Hummel from the Karl Franzens University/Graz provided examples and ideas of how this professional and collegial exchange can be implemented in teaching and HR development.

Entitled 'Giving students room', Harald Mieg's presentation discusses the further development of teaching competence and reflection on research.



Photo: © Ernst Hammerschmid/Vetmeduni Vienna

Teaching Vets on Tour

A select number of practicing veterinarians – so-called instructors – from all over Austria is involved in the training of students. Vetmeduni Vienna offers an exchange of experiences and special didactic training to instructors. Through the 'Teaching Vets on Tour' programme, they are informed about innovations in training at Vetmeduni Vienna on the one hand, and may draw didactic inspiration for student-centred learning on the other. In 2018, one such meeting was held in Lower Austria and another one in Innsbruck/Tyrol.



Photos: © Thomas Suchanek/Vetmeduni Vienna

Federal President Alexander Van der Bellen congratulating Dominik Schrempf on his Promotio sub auspiciis.

First Graduate of Vetmeduni Vienna to Obtain his PhD 'sub auspiciis Praeidentis'

'Promotio sub auspiciis Praeidentis rei publicae' is Austria's highest possible distinction for outstanding achievements in university studies. For the first time, the 'sub auspiciis' ring of honour was presented to a graduate of Vetmeduni Vienna. In a special academic ceremony in March 2018, Federal President Alexander Van der Bellen honoured Dominik Schrempf with this accolade. A native of Upper Austria, Dominik Schrempf passed all his exams – from upper secondary school to the oral defence of his PhD thesis – with distinction. Prior to his PhD from the Institute of Population Genetics of Vetmeduni Vienna, he had studied engineering physics at the Vienna University of Technology.



Awards for Teachers

Unique higher education and training requires dedicated teachers who develop innovative ideas. These best practice examples are honoured at the Teaching Vets Symposium.

At the Teaching Vets Symposium #4, awards were presented in the categories of Teacher, Instructor and Student of the Year alongside the Vetucation® Award, the awards of the Students' Union and the Student Award. Funded by the City of Vienna, Municipal Department 7 – Cultural Affairs, the awards were given to students and teachers of Vetmeduni Vienna as well as to practicing veterinarians, i.e. so-called instructors, who complement practical and research training during our students' mandatory internships.

Teacher of the Year

For the first time, the TOY Awards were not subdivided into TOY Senior and TOY Junior but into TOY Clinical and TOY Non-Clinical:

- **Teacher of the Year (TOY) Clinical:**
 - 1st Place: Attilio Rocchi (Clinical Unit of Anaesthesiology and Perioperative Intensive-Care Medicine)
 - 2nd Place: Matthias Eberspächer-Schweda (Clinical Unit of Small Animal Surgery)
- **Teacher of the Year (TOY) Non-Clinical:**
 - 1st Place: Simone Grabner (Institute of Pathology and Forensic Veterinary Medicine)
 - 2nd Place: Beatrix Stessl (Food Microbiology Unit)

Instructor of the Year

- **Instructor of the Year (IOY):** Manfred Hochleithner (Tierklinik Strebersdorf Hochleithner GmbH)

Vice-Rector for Study Affairs Sibylle Kneissl with the winners in the categories Teacher of the Year Clinical and Non-Clinical as well as the winner of the Instructor of the Year Award.

S.U.P.E.R.:

German acronym for students' award in praise of phenomenal commitment

The Students' Union Chapter of Vetmeduni Vienna conferred the S.U.P.E.R. Award in three categories (Clinical Teachers, Pre-Clinical Teachers, Administrative and Support Staff) to honour those faculty and staff members who particularly catered to the needs, and supported the progress, of students during the year.

- **Clinical Teachers:** Johannes Khol (Clinical Unit of Ruminant Medicine)
- **Pre-Clinical Teachers:** Kirsti Witter (Institute of Topographic Anatomy)
- **Administrative and Support Staff:** Natascha Emerich (Secretary of the Vetmeduni Vienna Students' Union Chapter)

Vetucation® Award:

Best E-Learning Projects Honoured

The Vetucation® learning platform has been available since 2009 to all teachers and students as a support for classroom teaching. Since 2010, awards are presented for existing or planned e-learning projects to support and honour innovative ideas of teachers. All teachers who use e-learning in their classes, have carried out e-learning projects or have prepared and developed materials for such projects, or have plans for e-learning projects can apply for this award. Every year, the best e-learning concepts are honoured with the Vetucation® Award.

Winners of the Vetucation® Awards 2018

- **Existing E-Learning Projects:** Masoud Aghapour (Clinical Unit of Small Animal Surgery)
- **E-learning Projects in Development:** Christian Knecht (University Clinic for Swine)

S.U.P.E.R. Award and Vetucation® Award winners at the award ceremony during the Teaching Vets Symposium #4.



Photos: © Ernst Hammerschmid/Vetmeduni Vienna

Photos: © Ernst Hammerschmid/Vetmeduni Vienna

Awards for Students

Students of the Year 2018

The criteria for the Students of the Year accolades are grade average and duration of studies. Municipal Department 7 – Cultural Affairs of the City of Vienna supports this award.

- **Veterinary Medicine (Diploma Degree Programme):**
Melitta Maria Neurauter and Nadine Wolf
- **Biomedicine and Biotechnology (Bachelor Programme):** Victoria Weilch



Victoria Weilch, Student of the Year in the Biomedicine and Biotechnology Bachelor Programme, with Vice-Rector Sibylle Kneissl.

Award of Excellence of the BMBWF

Worth € 3,000, the Award of Excellence is offered by the Federal Ministry of Education, Science and Research (BMBWF). The Award of Excellence honours Austrian universities' best dissertations and PhD theses of the year. In 2018, Ana Marija Jakšić, a native of Croatia, won this prize for her dissertation on 'Thermal plasticity of the Drosophila transcriptome'. In her work, she explores the evolution and plasticity of gene expression as well as the thermally adaptive characteristics of different fruit fly generations and populations.



Ana Marija Jakšić, PhD graduate of the Vienna Graduate School of Population Genetics at Vetmeduni Vienna, has been honoured with the Award of Excellence.



Heribert Wulz, Deputy Director General of BMBWF GD IV, congratulating Felix Holstein.

Achievement Award of the BMBWF

Every year since 1990, the 50 best graduates of diploma and master's programmes at all Austrian universities and universities of applied sciences have been honoured with an Achievement Award, a € 3,000 State Prize conferred by the Federal Ministry of Education, Science and Research (BMBWF). Felix Holstein, a graduate of the Master's Programme in Biomedicine and Biotechnology, was nominated for the BMBWF's Achievement Award 2018 in recognition of his excellent academic performance. He wrote his thesis on 'RSL3-mediated inhibition of GPX4 induces ferroptosis in human mammary epithelial cell lines without an increase in generalised lipid peroxidation' at the Unit of Molecular Genetics.



Research

Current Research Projects

The great variety of research at Vetmeduni Vienna is illustrated by the following examples of current research projects newly begun in 2018.

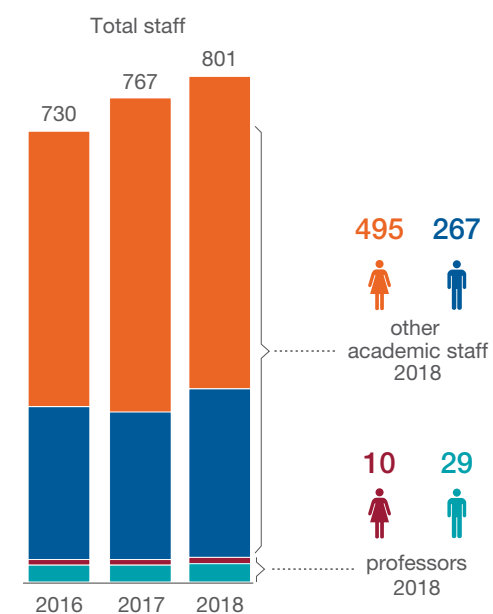


Photos: © Michael Bernkopf/Vetmeduni Vienna

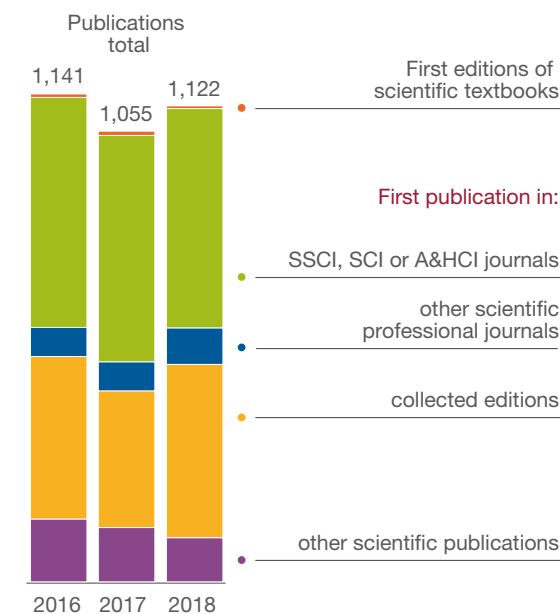


Academic Staff

as at: 31/12/2018



Scientific Publications



Christian Schlötterer

Population Genetics

Naturally occurring DNA and protein variants have major functional effects. Consequently, the interpretation of natural variants is one of the most important approaches in current research to establish specific links between genotype and phenotype. Population-based resequencing studies in recent years have produced huge amounts of genome-wide data of both model organisms and unconventional models, thus heralding a new era in population genetics. Unfortunately, this rapid development is not matched by researchers who are specially trained for such comprehensive data analysis. Therefore, a doctorate course in population genetics has been initiated in order to meet the growing need for this kind of expertise. It unites theoretical population geneticists (Reinhard Bürger, Joachim Hermisson, Claus Vogl), experimental population geneticists (Christian Schlötterer, Magnus Nordborg, Ovidiu Paun, Christian Lexer, Barbara Wallner, Robert Kofler) as well as one statistics expert (Andreas Futschik). This set-up enables multi-disciplinary training in population genetics combining methods and data going beyond the possibilities available to common research groups. Graduates of our doctorate course are sought after worldwide and highly successful in the world of work.

Funding agency:
Austrian Science Fund (FWF)

Photo: © Michael Bernkopf/Vetmeduni Vienna



Qendrim Zebeli

Innovative Gut Health Concepts in Livestock

The Christian Doppler Laboratory for Innovative Gut Health Concepts in Livestock is headed by Qendrim Zebeli, Head of the Institute of Animal Nutrition and Functional Plant Compounds.

Optimal intestinal health is indispensable for our livestock's general health, well-being and production capacity. The main objective of this newly founded CD laboratory will thus be to systematically build up knowledge and develop options for the sustainable improvement of intestinal health in livestock such as cattle and pigs. In order to achieve this fundamental objective, a phased research approach based on complementary in vitro, ex vivo and in vivo intestinal models has been devised for the purpose of filling knowledge gaps in the field of intestinal health. It includes, inter alia, the functionality of the intestinal microbiome as well as its dynamics and interaction with the host animal at the molecular level. This will be followed by an exploration of new avenues for nutritional concepts aimed at natural metabolic regulation within the intestinal microbiome. In addition, a number of '-omics' approaches will be used to develop more efficient early detection markers for diagnostics to enable rapid, accurate and economic differentiation between suboptimal and optimal health.

Funding agency:
Christian Doppler Research Association (CDG)

Photo: © Michael Bernkopf/Vetmeduni Vienna



**Qendrim Zebeli, Marc Drillich,
Thomas Wittek, Annemarie Käsbohrer**

D4Dairy: Digitalisation, Data Integration, Detection and Decision Support in Dairying

D4Dairy stands for Digitalisation, Data Integration, Detection and Decision Support in Dairying. D4Dairy's overall goal is to pool and link up data and know-how from business and research partners, thus generating new practical findings.

The current trend of using digital and sensor-based technologies in modern agriculture has changed the way farms are managed and poses new challenges to vets and farming consultants. Consequently, it is of key importance to learn more about the acceptance of modern technologies in dairy farming and effectively disseminate the useful information thus gained via different channels.

For instance, a comprehensive field study on mycotoxin contamination of feed is intended to help assess and reduce the hazard it poses to the health and fertility of dairy cows in Austria. Another D4Dairy project in the forthcoming years will be to minimise antimicrobial resistance by harmonising antimicrobial susceptibility testing for mastitis pathogens, develop recommendations for drying off strategies and devising strategies to improve calf health and beef quality.

Funding agency:
Austrian Research Promotion Agency (FFG)*

Photo: © Alexandra Eder/Vetmeduni Vienna



Ingrid Walter

Biobanking and BioMolecular Resources Research Infrastructure Austria #2

Biobanks have now become accepted and are being promoted as possible key resources for top-level research. To this end, the pan-European research infrastructure BBMRI-ERIC (Biobanking and BioMolecular Resources Research Infrastructure; European Research Infrastructure Consortium) has been established, with Austria participating through the national network BBMRI.at, which represents all the biobanks of Austria's medical universities. Vetmeduni Vienna is represented with VetBioBank. The first funding period of BBMRI.at (BBMRI.at #1, 2013–2018) saw the development of a successful medical community network which published, inter alia, a joint catalogue of samples collections (catalog.bbmri.at). The second funding period (BBMRI.at #2, 2018–2023) is intended to further improve and expand the operation of Austrian biobanks. For this purpose, it is necessary to identify the requirements of different user communities and effectively incorporate the results into the services and resources offered by the network. Closely related is the enhancement of biological sample quality to improve the reproducibility of research data. Data quality is to be improved along with sample quality. Other steps towards improvement include increased transparency in outlining access to samples and data as well as harmonisation of access procedures in different biobanks.

Funding agency:
Federal Ministry of Education, Science and
Research (BMBWF)

Photo: © Michael Bernkopf/Vetmeduni Vienna



Thomas Druml

Genetic Analyses of Coat Colours for Practical Use in Breeding Work and Conservation Genetics in Lipizzaner Horses, Noriker Horses and White Baroque Donkeys

Special coat colours are of great importance in Austrian horse breeding and a major breed and selection criterion in the main horse breeds – Haflinger, Lipizzaner, Noriker – and the Austrian-Hungarian White Baroque Donkey. Coat colour is not only significant in aesthetic and economic terms but also in terms of protection. In this research project funded by the Federal Ministry for Sustainability and Tourism, genotyping of individual colour loci is to be used to identify the hitherto unknown genetic basis of the Baroque Donkey's coat colour and the hidden segregation-type colour alleles in Lipizzaner horses. Another goal of the project is to confirm a genetic marker which in preparatory work was found by project team members to be linked to the Noriker's roan colour. In conjunction with segregation studies and the identification of homozygous carrier animals, the results of the project may help optimise breeding work and planning. In addition, genome-wide Single Nucleotide Polymorphism (SNP) data will be used to examine the impact of breeding for colour on the genotypic profile and population structure of Lipizzaner and Noriker horses.

Funding agency:
Federal Ministry for Sustainability and Tourism
(BMNT)

Photo: © Thomas Druml



Nayuta Yamashita

Food Material Properties and Jaw Loading in Wild Lemurs

This project examines how the primate jaw is loaded during feeding. We will study two lemur species, Verreaux's sifaka and ring-tailed lemurs, in southwestern Madagascar. Although the diets of these two species overlap, their jaw forms differ. We will examine the extent to which food material properties (FMPs) contribute to jaw loading and when these effects are felt, either during food preparation or chewing. FMPs describe the structural properties of a diet. Along with information on food shape and size, they characterise the physical interactions of food with the anatomical structures that they encounter (e.g., teeth, jaw, chewing muscles). The project will involve feeding observations from food procurement to swallowing as well as quantification of chewing movements and FMPs. These data will be used to calculate bite forces for different foods that contribute to daily jaw loads, and to quantify variables that are specifically related to stressing the jaw, testing FMPs and estimating jaw loading from field-derived variables. The primary objective is to identify the relevant variables that contribute to food choice, feeding efficiency and, ultimately, structural adaptation.

Funding agency:
Austrian Science Fund (FWF)

Photo: © Michael Backhaus



Heidi Neubauer

Novel Therapies in JAK/STAT Driven T-Cell Malignancies (JAKSTAT-TARGET)

Fully developed T-cell leukaemias/lymphomas (MaTCL) are rare blood cancers with only a few effective treatment modes available for them. Recently, new information on the genetics of these malignancies has been deciphered showing that genetic mutations in an important signal pathway for cell growth and survival, the so-called JAK/STAT pathway, are very common in these types of cancer. The JAKSTAT-TARGET EraPerMed project – for which a consortium of international experts from research fields such as haematology (blood diseases), immunology, clinical medicine, bioinformatics and chemistry has been established – will focus on exploring over the next years the root causes and consequences of these genetic mutations. The project aims at understanding how different mutations in individual patients may impact their treatment as well as testing new treatment options and combinations of active ingredients in relevant animal models and patient samples. Ultimately, the newly obtained findings will be used to develop individualised therapy options for clinical studies. The combined expertise of different disciplines will be a key factor in creating individualised therapy options and help predict the efficacy of different treatment strategies for MaTCL patients.

Funding agency:
Austrian Science Fund (FWF)

Photo: © Michael Bernkopf/Vetmeduni Vienna



Georg Duscher

Migration Veterinary Medicine – Exotic Pathogens on Austria's Doorstep

A strong increase in travel with pets and domestic animals as well as in animal imports results in new and exotic pathogens being unintentionally introduced into the country. These pathogens not only harbour a high-risk potential for humans and animals, but can also have a noticeable economic impact. Given both the public health effects to be anticipated and the potential economic significance, as, for instance, a number of counter-measures may need to be implemented, it is crucial to raise awareness of the problem also among veterinarians. The Migration Veterinary Medicine project is about developing a new and efficient concept for seminars where clinical specialists as well as specialists in bacteriology, parasitology, virology and public-sector veterinary services will impart specialist knowledge about how to fight and prevent such pathogens to practitioners. The aim is to bring about an efficient transfer of knowledge from international research to day-to-day practice, enabling practitioners to offer improved state-of-the-art services based on scientific findings.

Funding agency:
Austrian Research Promotion Agency (FFG)

Photo: © Jeschofnig/Vetmeduni Vienna



Christiane Weissenbacher-Lang

Molecular Epidemiology of *Pneumocystis carinii* f. sp. *suis* in Austrian Pig Herds

Pneumocystis (*P.*) *spp.* fall into the category of opportunistic fungi, which can cause pneumonia in a large number of mammals. At 51%, prevalence in pigs is high, and the fungus has been found to be a cofactor contributing to polymicrobial respiratory infections. Currently, hardly any information is available on the genome of *P. carinii* f. sp. *suis* (*P. suis*). Sequencing the entire genome will not only reveal its structure, but also supply information on metabolic and other biological characteristics. The resultant data can then be compared with the data of other *Pneumocystis* species with a view to improving our understanding of how *Pneumocystis* pneumonia occurs in pigs. What is more, an analysis of samples taken from different economic operators might help identify different genotypes and understand how these are associated with factors such as *P.suis* concentration, animal age, clinical symptoms and certain coinfections. In the final count, this may allow evaluating *P. suis* epidemiology for entire herds.

Funding agency:
Austrian Science Fund (FWF)

Photo: © Daniel Weissenbacher



Evelynne Mann-Selberherr

Ripening-Specific Functions of Microorganisms in Vorarlberger Mountain Cheese

Cheese ripening is characterised by dynamic changes in the cheese microbiome, which is the entirety of all microorganisms contained in a given cheese. Ripening leads to the establishment of a stable microbiome, which contributes to the cheese's organoleptic and structural properties. Bacteria and fungi, for instance, actively contribute to protein and lipid degradation, as well as to the production of volatile sulphur compounds and ammonia. Understanding these microbial processes makes it possible to positively influence the ripening process. The aim of this project, which is funded by the Vorarlberg regional government, is to decipher the functions of microbes contained in Vorarlberger mountain cheese. As a precursor project already succeeded in determining the microbiome of Vorarlberger mountain cheese, the focus now is to find out what roles individual microorganisms play in ripening. Since there are no previous studies available on the so-called metatranscriptome, i.e. the deciphering of microbial functions in Vorarlberger mountain cheese, the present study may serve as a reference for researchers and producers when it comes to understanding and actively modelling the ripening process.

Funding agency:
Office of the Regional Government of Vorarlberg

Photo: © Michael Bernkopf/Vetmeduni Vienna



Claudia Hess

***Salmonella infantis* in Chickens: Tenacity – Virulence – Immune Response (SITVI)**

Food-borne infections with salmonella are among the most frequent causes for disease in humans. Major efforts by the European poultry industry succeeded in reducing the prevalence of salmonella in recent years, also bringing about a noticeable decline in human infections over the same period. However, according to data published in 2016, the European Food Safety Authority (EFSA) is again observing a slight rise in human salmonella infections, with increasing significance being attributed to the serovar *S. infantis*. It has become the most prevalent serovar in broiler flocks as well as in poultry meat throughout the EU. Eradication of the germ in affected broiler farms is considered extremely difficult. Infections are regularly found to recur despite stringent cleaning and disinfection procedures. At present, no scientific data is available for the serovar *S. Infantis* in terms of tenacity, virulence in broilers, role of poultry breed, dosage of infection, time of infection (age of birds) and host immune response. The project *Salmonella Infantis* in Chickens: Tenacity – Virulence – Immune Response aims to close this gap.

Funding agency:
Federal Ministry for Sustainability and Tourism
(BMNT)

Photo: © Michael Bernkopf/Vetmeduni Vienna



Jessika-M. Cavalleri

Pathogenesis of Liver Disease in Horses

The liver shows remarkable reserve capacity and regenerative power. However, both these characteristics result in incidences of liver disease – although frequent in horses – often following a subclinical course over a prolonged period of time or manifesting themselves only in low-grade pathological findings. The aetiology, that is the cause of the conditions, is varied. New viruses, like equine hepatitis A and equine parvovirus hepatitis, have now been identified as causing equine viral hepatitis, but their impact on liver health has not been sufficiently understood so far.

A project funded by the Mehl-Mühlens Foundation therefore aims to acquire a better understanding of the pathogenetic mechanisms of viral hepatitis by relying on special in vitro models. The liver cells' ability to regenerate, differentiate and organise themselves into three-dimensional cell structures will be used to develop 3D cell culture systems based on isolated cells. Such 'organoids' feature a micro-structure similar to that of an organ and will make it possible, in future, to study in greater detail receptors through which the viruses enter the cells, virus replication and the effects of infection on the cells. Functional 3D in vitro models could subsequently help to develop and assess therapeutic interventions against equine hepatitis and potentially improve the quality of life of infected horses.

Funding agency:
Mehl-Mühlens Foundation

Photo: © Michael Bernkopf/Vetmeduni Vienna



Sylvain Giroud

Plasticity of Ontogeny of Energy Saving Mechanisms in Heterothermic Mammals

Daily torpor and hibernation, phenomena summarised under the technical term heterothermy, allow certain animal species to save energy in certain conditions, for instance when food is scarce. What is unclear in this context is whether animals that are already born under harsh environmental conditions can benefit from this disadvantage and are, for instance, able to make more intensive use of torpor, thus being better prepared for relying on this strategy later in life. In addition to torpor, huddling – a sort of social thermoregulatory mechanism – is another widespread strategy for saving energy. Within the scope of the project funded by the Austrian Science Fund, the garden dormouse (*Eliomys quercinus*), which relies on both strategies, will be used as an example to study how individuals apply the two strategies in order to maximise energy savings. This could lead to the discovery of different phenotypical strategies, i.e. finding out whether the use of torpor and huddling varies in response to variable availability of food at different stages of development. Defining successful individual strategies can subsequently provide insights into whether and to what extent such strategies will prevail within a population. Another key aspect of the project will be to determine, on the molecular level, factors which play a role in regulating torpor and social thermoregulatory mechanisms and to find out whether such factors can be the object of cross-generational epigenetic transfer.

Funding agency:
Austrian Science Fund (FWF)

Photo: © Marie-Laure Coustier



**Judith Benz-Schwarzburg (PI),
Susana Monsó und Birte Wrage**

Morality in Animals

Humans are moral creatures. They care for others, show compassion and act emphatically. What if this applied to animals as well? At the interface between cognition biology and philosophy, three philosophers will – within the scope of a new research project at the Messerli Research Institute – examine a pivotal question on which this hypothesis hinges: In how far can you reasonably speak of animals having morality? And why does it matter from an ethical perspective whether animals have morality or not?

In a first step, the researchers will determine the character and the cognitive prerequisites of behaviour that is based on positive and negative moral emotions (such as patience, spite or grief) and study the role of physical contact in moral interactions. In a second step, different ethical theories will be applied to identify all those practices of animal keeping and modifications made to animals as ethically questionable which prevent the animals from engaging in or developing moral behaviour that would theoretically be possible, such as showing solicitude or comforting one another.

Funding agency:
Austrian Science Fund (FWF)

Photo: © Michael Bernkopf/Vetmeduni Vienna

Research Projects at a Glance

In 2018, funding was granted for many project proposals submitted by Vetmeduni Vienna researchers. These are the new projects:

Funding agency	Title	Project manager
AgriFutures Australia	Maternal Call Simulation to Improve Welfare, Management and Productivity	Jean-Loup Rault
Austria Wirtschaftsservice GmbH	Cyclotides for Cancer Therapy	Karoline Kollmann
Christian Doppler Research Association (CDG)	Innovative Gut Health Concepts in Livestock	Qendrim Zebeli
EU (Commission of the European Communities)	Nanostructured Carriers for Improved Cattle Feed	Qendrim Zebeli
EU (Commission of the European Communities)	The Hormone Ghrelin: Is it a key player in regulating performance, fuel metabolism and decision-making in migratory birds?	Sara Lupi
EU (Commission of the European Communities)	Genomic Biodiversity Knowledge for Resilient Ecosystems	Pamela Burger
EU (Commission of the European Communities)	Standardising Output-Based Surveillance to Control Non-EU-Regulated Diseases of Cattle	Beate Pinior
Federal Ministry of Labour, Social Affairs, Health and Consumer Protection	Ethical Delphi on the New Breeding Techniques in Austria. Understanding the Dissent. Asking for Consensus.	Herwig Grimm
Federal Ministry of Education, Science and Research	Biobanking and BioMolecular Resources Research Infrastructure Austria #2	Ingrid Walter
Federal Ministry of Defence	Military Dogs: Parasites and Vector Borne Pathogens	Hans-Peter Führer
Federal Ministry for Sustainability and Tourism	Healthy Calf	Qendrim Zebeli
Federal Ministry for Sustainability and Tourism	Genetic Analyses of Coat Colours for Practical Use in Breeding Work and Conservation Genetics in Lipizzaner Horses, Noriker Horses and White Baroque Donkeys	Thomas Druml
Federal Ministry for Sustainability and Tourism	Monitoring of Neobiotic Aedes Mosquitoes in Austria	Hans-Peter Führer
Federal Ministry for Sustainability and Tourism	Salmonella Infantis in Chickens: Tenacity – Virulence – Immune Response (SITVI)	Claudia Hess
FFG	D4Dairy: Digitalisation, Data Integration, Detection and Decision Support in Dairying	Qendrim Zebeli, Marc Drillich, Thomas Wittek, Annemarie Käsbohrer
FFG	Evaluation of an Ear-Tag-Based Accelerometer for Detecting Bovine Respiratory Disease in Dairy Calves	Michael Iwersen
FFG	Migration Veterinary Medicine – Exotic Pathogens on Austria's Doorstep	Georg Duscher
FWF	Characterisation of the Novel LETM1 Interaction Partner TMBIM5	Elena Pohl



New CD Laboratory for Optimised Prediction of Vaccination Success in Pigs

Vaccination is a guarantee for health also with farm animals such as pigs. However, to develop effective vaccines, we must be able to understand the mechanisms governing memory cell formation, which is hampered by a lack of suitable reagents in pigs. This gap has become the core focus of Vetmeduni Vienna's new Christian Doppler laboratory. With funding from the Federal Ministry for Digital and Economic Affairs, it will apply new strategies to studying porcine cellular immune response, thus making a lasting contribution to the development of new and effective vaccines including improved monitoring options.

Basic research: The new CD PIGVAC lab was inaugurated in March.

Photo: © Thomas Suchanek/Vetmeduni Vienna

Funding agency	Title	Project manager
FWF	The Role of IGF-1 in Reproductive Life History	Katharina Mahr
FWF	Animal Personality and Sexual Selection	Eva Maria Ringler
FWF	Glue Characterisation in Centipedes	Ingrid Miller
FWF	Cognitive Ecology of Goffin's Cockatoos (Cacatua Goffiniana)	Mark Christopher O'Hara
FWF	Molecular Epidemiology of Pneumocystis carinii f. sp. suis in Austrian Pig Herds	Christiane Weissenbacher-Lang
FWF	Morality in Animals: what it Means and why it Matters	Judith Benz-Schwarzburg
FWF	Food Material Properties and Jaw Loading in Wild Lemurs	Nayuta Yamashita
FWF	Novel Therapies in JAK/STAT Driven T-Cell Malignancies (JAKSTAT-TARGET)	Heidi Neubauer
FWF	Plasticity of Ontogeny of Energy Saving Mechanisms in Heterothermic Mammals	Sylvain Giroud
FWF	Population Genetics	Christian Schlötterer
FWF	Proton Leak through Adenine Nucleotide Translocase	Elena Pohl
FWF	TBLR1 in Brown Adipose Tissue Function	Doris Kaltenecker
FWF	Animals and the Concept of Death	Susana Monsó
FWF	Improving the Assessment of the Odour Annoyance Potential	Marlon Brancher
FWF	Stopover Biology: How does Ghrelin Mediate Migratory Decisions?	Leonida Fusani
FWF	How does Environmental Stress Modulate Migratory Strategies?	Valeria Marasco
Mehl-Mülhens Foundation	Pathogenesis of Liver Disease in Horses	Jessika-M. Cavalleri
ÖAW	Social Learning in Free-Ranging Domestic Pigs – Exploring the Roles of Different Sensory Modalities and the Identities of Observers and Demonstrators	Ariane Veit
ÖAW	Variation in Physiological and Behavioural Strategies to Maximise Migratory Stopover Efficiency at a Saharan Oasis	Armando Alberto Aispuro
OeAD	Adaptive Genetic Diversity in African & Asiatic Cheetahs (Acinonyx jubatus)	Pamela Burger
OeAD	Characterisation of Biomarkers of Mycotoxin Effect	Ingrid Miller
OeAD	Physiological Plasticity of Antelope to Buffer Climate Change	Gabrielle Stalder
Office of the Regional Government of Lower Austria	Recommendations for Wolf Management in Lower Austria	Walter Arnold
Office of the Regional Government of Lower Austria	Red Deer and Wolf in Allentsteig	Walter Arnold

Funding agency	Title	Project manager
Office of the Regional Government of Lower Austria	Wolf in Allentsteig	Walter Arnold
Office of the Regional Government of Vorarlberg	Ripening-Specific Functions of Microorganisms in Vorarlberger Mountain Cheese	Evelyne Mann-Selberherr
The Research Council of Norway	WGS Listeria: High Precision Food Safety? DNA Sequencing for the Meat Industry	Kathrin Kober-Rychli
Sponsoring Bayer Animal Health	Lungworms of Dogs and Cats in Intermediate Hosts in Eastern Austria – a Pilot Study	Anja Joachim
Verein zur Förderung der Forschung im Gesundheitssektor von Lamas und Alpakas e.V., Kronberg im Taunus, Germany	Investigation on Serum Gastrin and Pepsinogen Concentrations in New World Camelids for Diagnosis of Endoparasites	Thomas Wittek
WWTF	The Innovation Problem: Factors Influencing Innovative Tool Use in Human Infants and Cockatoos	Alice Isabel Marie Auersperg
WWTF	Convergent Evolution of the Social Brain? A Comparative Dog-Human fMRI Approach	Ludwig Huber
WWTF	Coping with Change: Investigating the Relationships Between Behavioural Flexibility, Stress and Early Environment	Leonida Fusani
WWTF	Comparative Aesthetics: A Novel Approach to Investigate Multi-Modal Attractiveness in Humans and Animals	Clíodhna Quigley

LEGEND

FFG	Austrian Research Promotion Agency
FWF	Austrian Science Fund
ÖAW	Austrian Academy of Science
OeAD	Austrian Agency for International Cooperation in Education and Research
WWTF	Vienna Science and Technology Fund

N.b.: This table presents an excerpt from those research projects that were granted funding in 2018. Some projects are subject to confidentiality provisions so no information on these projects may be published.

Scientific Events

31 Jan – 1 Feb 2018

Symposium on Comparative Medicine

The symposium was geared to students enrolled in Vetmeduni Vienna master and doctoral programmes as well as postdocs. It was hosted by Richard Moriggl from the Unit of Functional Cancer Genomics and Mathias Müller from the Institute of Animal Breeding and Genetics, Unit of Molecular Genetics.

21 – 23 Feb 2018

23rd Conference of the DVG Physiology and Biochemistry Expert Group

In 2018, the conference of the German Veterinary Society's Physiology and Biochemistry Expert Group, which is held every two years, was dedicated to sharing information about current research in veterinary biochemistry and physiology in the German-speaking countries.

3 May 2018

ÖTT Meeting: For the Benefit of Animals – to the Detriment of Animals

The 9th meeting of the platform of Austrian veterinarians for animal welfare (ÖTT) addressed issues such as animal transport to third countries, illegal animal trade, or animal protection in veterinary practices for small animals.

13 – 16 June 2018

EurSafe Congress

The motto of the 14th EurSafe Congress, held for the first time ever at Vetmeduni Vienna, was Professionals in Food Chains: Ethics, Roles and Responsibilities. It was hosted by the Messerli Research Institute – Unit of Ethics and Human-Animal Studies.

2 – 13 July 2018

6th French-German Summer School

In July 2018, the Institute of Animal Nutrition and Functional Plant Compounds hosted the 6th French-German Summer School under the motto 'From feed to food: quality & safety in food production'. German and French speaking doctoral candidates used this event as a platform for debate and further development of feed and food safety.

27 – 30 Aug 2018

11th European Veterinary Virologists Congress

At the 11th European Veterinary Virologists Conference, international experts discussed the challenges posed by newly emerging as well as long-known virus infections in all animal species. Topics included the spread of African swine pest in Europe, West Nile virus and Usutu virus.

One-of-a-kind event: The European Veterinary Virologists Congress takes place every three years. This time around, the focus was on virus infections, their consequences and measures that need to be taken.



Photo: © Stephanie Scholz/Vetmeduni Vienna

Feed safety: The programme of the French-German Summer School also included the sampling and analysis of rumen fluid.



Photo: © Stephanie Scholz/Vetmeduni Vienna

27 – 31 Aug 2018

2nd CEPI Summer School: Poultry Health and Nutrition

In cooperation with CEPI (Centre of Excellence for Poultry Innovation), Vetmeduni Vienna invited junior researchers and experts in poultry nutrition and poultry health to attend the 2nd CEPI Summer School. Lectures, group discussions, hands-on exercises and field trips to economic operators and institutions helped participants get up to speed with the latest findings on poultry health, nutrition and diagnostics.

7 Sept 2018

10 Years PopGen Vienna – Alumni Symposium

An Alumni Symposium was held in September 2018 to celebrate the 10-year anniversary of PopGen Vienna, the Vienna Graduate School of Population Genetics. Together with international grad students, PopGen experts have been studying the functional significance of natural changes at the molecular level.

11 Oct 2018

Veterinary Experts Meeting 2018

The Veterinary Experts Meeting 2018 focused on topical issues such as veterinary law and work as an expert witness for the courts.

The CEPI Summer School was held with support from the INTERREG V-A Austria-Hungary 2014-2020 programme, which was co-funded by the European Regional Fund.



Photo: © Clinic for Poultry/Vetmeduni Vienna

20 Oct 2018

Animal Shelter Conference: Animal Welfare Based on Scientific Finding

Vetmeduni Vienna's Institute of Animal Husbandry and Animal Welfare hosted the first-ever animal shelter conference, with lectures on topics such as 'Assessing the well-being of cats' or 'Therapy and training to manage aggression in dogs from animal shelters'.

16 Nov 2018

11th European Antibiotics Awareness Day Symposium

The symposium co-hosted by Vetmeduni Vienna on the occasion of the 11th European Antibiotics Awareness Day addressed topics such as 'Antibiotics and public health' or 'Antibiotics and animal health'.

29 Nov 2018

Scientific Meeting of the Food of Animal Origin and History of Veterinary Medicine Chapters of ÖGT

On the occasion of the retirement of Friedrich Bauer und Gerhard Forstenpointner, the Food of Animal Origin and History of Veterinary Medicine chapters of ÖGT, the Austrian Veterinarian Society, held a scientific meeting in November 2018.

Awards for Researchers

Internal Scientific Awards

Award	Person	Organisational entity
Scientific citations Staff of non-clinical institutes over 35 years of age	Lukas Kenner	Unit of Pathology of Laboratory Animals
Scientific citations Staff of non-clinical institutes under 35 years of age	Beate Pinior	Institute of Veterinary Public Health
Scientific citations Staff of clinics over 35 years of age	Michael Hess	University Clinic for Poultry and Fish Medicine
Scientific citations Staff of clinics under 35 years of age	Lukas Schwarz	University Clinic for Swine
Highest proportion of third-party funding Staff of non-clinical institutes over 35 years of age	Carolin Kosiol	Institute of Population Genetics
Highest proportion of third-party funding Staff of non-clinical institutes under 35 years of age	Luminita Ciolacu	Institute of Milk Hygiene
Highest proportion of third-party funding Staff of clinics over 35 years of age	Michael Iwersen	Herd Health Management for Ruminants
Highest proportion of third-party funding Staff of clinics under 35 years of age	Lukas Schwarz	University Clinic for Swine
Inventors of the Year (Hard IP)	Florien Jenner Tillmann Rümenapf und Benjamin Lamp	Clinical Unit of Equine Surgery Institute of Virology Institute of Virology
Inventors of the Year (Soft IP)	Johannes Peter Schramel Yves Moens	Clinical Unit of Equine Surgery Vetmeduni Vienna School for Animal Care Staff
Major project funding	Wilhelm Gerner Qendrim Zebeli	Institute of Immunology (Christian Doppler Laboratory) Institute of Animal Nutrition and Functional Plant Compounds (Christian Doppler Laboratory)
Vetmeduni Vienna Poster Award Science journalism category 1 st Place	Gökce Aköz	Institute of Population Genetics
Vetmeduni Vienna Poster Award Science journalism category 2 nd Place	Sabrina Karl	Messerli Research Institute, Unit of Comparative Cognition
Vetmeduni Vienna Poster Award Science journalism category 3 rd Place	Doris Nicolakis Janna Vogelgesang	Konrad Lorenz Institute of Ethology Institute of Veterinary Public Health
Vetmeduni Vienna Poster Award University environment category 1 st Place	Sabine Hammer	Institute of Immunology
Vetmeduni Vienna Poster Award University environment category 2 nd Place	Christian Robben	Institute of Milk Hygiene
Vetmeduni Vienna Poster Award University environment category 3 rd Place	Florian Bellutti Heinz Buchner	Institute of Pharmacology and Toxicology Clinical Unit of Equine Surgery

External Scientific Awards

Award	Person	Organisational entity
Anton Mayr Award of the German Veterinary Society	Karen Wagener	Herd Health Management for Ruminants and Functional Microbiology
Armin Tschermak von Seysenegg Prize of the Society of Friends of the Vienna University of Veterinary Medicine	Wageha Awad	University Clinic for Poultry and Fish Medicine
Award of Excellence of the Federal Ministry of Education, Science and Research	Ana Marija Jakšić	PhD programme
Clifford T. Morgan Best Article Award (Psychonomic Society)	Ludwig Huber, Giulia Cimorelli Kaja Salobir, Natálie Popovová Sabine Riener	Unit of Comparative Cognition
German-Austrian-Swiss Conference on Epidemiology 2nd place Young Talents Presentation	Janna Vogelgesang	Institute of Veterinary Public Health
ERA-EDTA Copenhagen Best Abstract Award	Julia Wilflingseder	Unit of Physiology, Pathophysiology and Experimental Endocrinology
Derrick Edward Award	Rohini Chopra-Dewasthaly	Institute of Microbiology
Košice University Honorary Medal	Peter Paulsen	Institute of Meat Hygiene
Meritorious to the Academic Community of the Faculty of Veterinary, Warsaw University of Life Science honorary title	Michael Hess	University Clinic for Poultry and Fish Medicine
Appointment as Honorary Senator of Vetmeduni Vienna	Peter Swetly	Vice-Rector from 2004 to 2010 Member of the University Council from 2013 to 2018
European Student Conference on Beha- viour and Cognition, Vienna, Best Talk	Jim McGetrick	Konrad Lorenz Institute of Ethology
Walter M. Fitch Award finalist	Ana Maria Jakšić	PhD programme
Companion Animal Prize of the Society of Friends of the Vienna University of Veterinary Medicine	Carina Strohmayr	Doctoral Programme in Veterinary Medicine
Heribert Konzett Award	Andrea Hölbl-Kovacic	Institute of Pharmacology and Toxicology
High Quality Poultry Science Award	Taniya Mitra Angelika Zloch	University Clinic for Poultry and Fish Medicine
H. Wilhelm Schaumann Foundation, best doctoral thesis	Viktoria Neubauer	Institute of Animal Nutrition and Functional Plant Compounds
Cardinal Innitzer Achievement Award for Natural Sciences and Medicine	Gottfried Brem	Institute of Animal Breeding and Genetics
Konrad Bögel Award	Veronika Richter	Institute of Veterinary Public Health
Living Standards Award	Alois Schmalwieser with UV-Team Austria	Unit of Physiology and Biophysics
European College of Veterinary Anaesthesia and Analgesia (ECVAA) Morpheus Award	Yves Moens	Head of Vetmeduni Vienna's School for Animal Care Staff
Livestock Prize of the Society of Friends of the Vienna University of Veterinary Medicine	Angelika Zloch Matthias Münnich	Doctoral Programme in Veterinary Medicine
Bencard Research Award	Franziska Roth-Walter	Unit of Comparative Medicine
Vonne Lund Prize	Johanna Karg	Diploma Degree Programme in Veterinary Medicine
Achievement Award of the Federal Ministry of Education, Science and Research	Felix Holstein	Master's Programme in Biomedicine and Biotechnology

Science for All

Researchers at Vetmeduni Vienna share their insights and research findings with colleagues all over the world. However, the results of Vetmeduni Vienna's research activities are relevant for the public at large, too. New scientific discoveries are not just exciting in and by themselves but also have a lasting impact on society. This is why Vetmeduni Vienna's PR efforts ensure all year long that anyone who is interested can gain insights into the university's research activities.

Garden Day – Herbs from A to Z

From garden herb to medicinal plant: Vetmeduni Vienna's Garden Day in May 2018 provided ample opportunity for visitors to have a look around, find information and obtain specialised literature. In addition to seedlings for sale and all-you-ever-wanted-to-know-about-herbs stands, advice on which plants are poisonous for animals was also available in the Botanical Garden area.



Photo: © Stephanie Scholz/Vetmeduni Vienna

Vetmed Children's University 2018

Research up close and personal: while many Vetmeduni students were off enjoying their well-earned summer holidays, July 2018 saw more than 700 kids attending lectures, seminars and guided clinic tours on campus. For two days, young researchers were able to learn more about the history of veterinary medicine, animals under anaesthesia, and wild animals living within the city limits. Since 2012, the Vetmed Children's University has been giving kids aged seven to twelve an opportunity to get up close and personal with veterinary research.



Photo: © Vienna University Children's Office/Barbara Mair

Young researchers at Vetmeduni Vienna: The 'At home with the pigs' lecture supplied kids with exciting facts about pigs and gave them hands-on learning opportunities, such as monitoring a piglet's heartbeat.



Photo: © Stephanie Scholz/Vetmeduni Vienna

science camp 2018

Vetmeduni Vienna's 2018 science camp gave high-school kids from Austria, Belgium, Hungary and Germany an opportunity for a university study trial run. For five days, the 16-to-18-year-olds followed a curriculum of subjects such as animal welfare in livestock production, feed and food science, or poultry medicine and veterinary practice. The purpose of this programme is to get to know the different aspects of the veterinary profession and have a first-hand glimpse of life on campus.



Photo: © science camp/Vetmeduni Vienna

Assistance Dog Certificate Award Ceremony

Since 2015, Vetmeduni Vienna's Messerli Research Institute has been tasked by the Ministry of Social Affairs with holding assistance dog certification exams. On 23 July 2018, Federal Minister Beate Hartinger-Klein and Vetmeduni Vienna Rector Petra Winter awarded certificates to twelve new 'human-animal' teams. Those who pass the assistance dog exam can have their four-legged teammate registered in their disabled person ID, which means exemptions from a number of bans and obligations will apply and statutory public funding will be approved. Assistance dogs can provide crucial support to persons with a disability in their day-to-day lives.



Photo: © Ernst Hammerschmid/Vetmeduni Vienna

Vetmeduni Vienna's Messerli Research Institute holds assistance dog certification exams. Twelve new teams were certified in July 2018.

Science Communication and Public Relations

People need to get a better understanding of how science works and what scientists do: This is why Vetmeduni Vienna attaches great importance to pro-active science communication, offering journalists and the general public comprehensive information on its broad range of research and teaching. Every day, scientific content is being systematically edited to be communicated to the public, be it through press releases, press conferences, online or social media.



Public Relations 2018



66 press releases

1–2 per week, 166 news items in total (awards, staff, etc.)

About **168** media inquiries per year



Website

www.vetmeduni.ac.at

About **2.5 million** unique page views per year

Campus

48 guided tours



with some **1,100** participants



Over **3,200** subscribers to the VETMED university magazine (3 issues per year)



About **60** brochures



More than **8,500** Facebook fans
www.facebook.com/vetmeduni.vienna



More than **600** Twitter followers
www.twitter.com/vetmedunivienne



About **70** YouTube videos
www.youtube.com/user/vetmedvienna



VETMED – The Magazine

Covering topics from ongoing research projects and student excellence to cases from day-to-day clinical practice, the university's official magazine keeps its readers up to date on current events, developments and projects having to do with Vetmeduni Vienna. Regular coverage includes life on campus, research, teaching, university clinics, administration and management. VETMED, which is published three times a year with a print run of 5,500 copies, is read by staff, students, veterinarians and other important university stakeholders. Print copies of the magazine are mailed to a total of 3,200 subscribers in Austria and abroad.



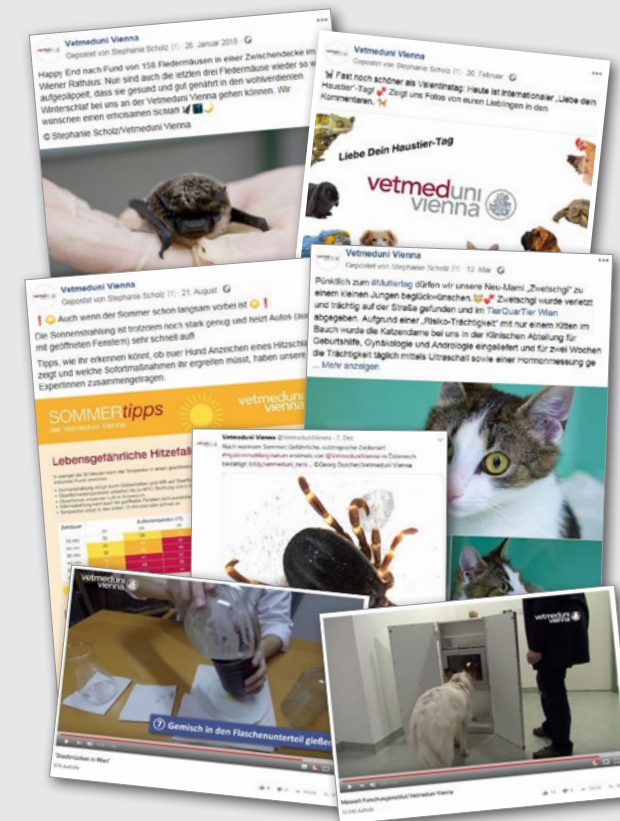
PR Picture Award 2018

The photograph featured on the 02/2018 issue of VETMED magazine won the PR Picture Award 2018. Submitted by Stephanie Scholz, who took the picture, the image of Rudi, the piglet, was elected PR picture of the year in Austria and winner in the social media category. Having fallen ill, Rudi had been admitted to the University Clinic for Swine, where he was nursed back to health only to become a front-page model. This award, which was initiated by Austrian company APA-OTS Originaltext-Service GmbH, the dpa subsidiary news aktuell (Germany) and news aktuell (Switzerland), was conferred for the thirteenth time in 2018. The winners are chosen by an expert panel and by online voting.

Vetmeduni Vienna on Social Media

Vetmeduni Vienna relies on social media channels to provide news on research and study programmes as well as on exciting scientific findings to an interested audience. Users not only gain insights into day-to-day life at the university, but also rely on social media as communications channels.

- Facebook**
Over 8,500 Facebook fans receive daily updates about events, research results and what is happening on campus.
- Twitter**
Twitter is used to supply above all scientific opinion leaders, journalists and veterinarians with information on Vetmeduni Vienna's research and teaching activities.
- YouTube**
Videos of Vetmeduni Vienna on this platform include interviews with teachers, tips for pet owners, or footage of events.

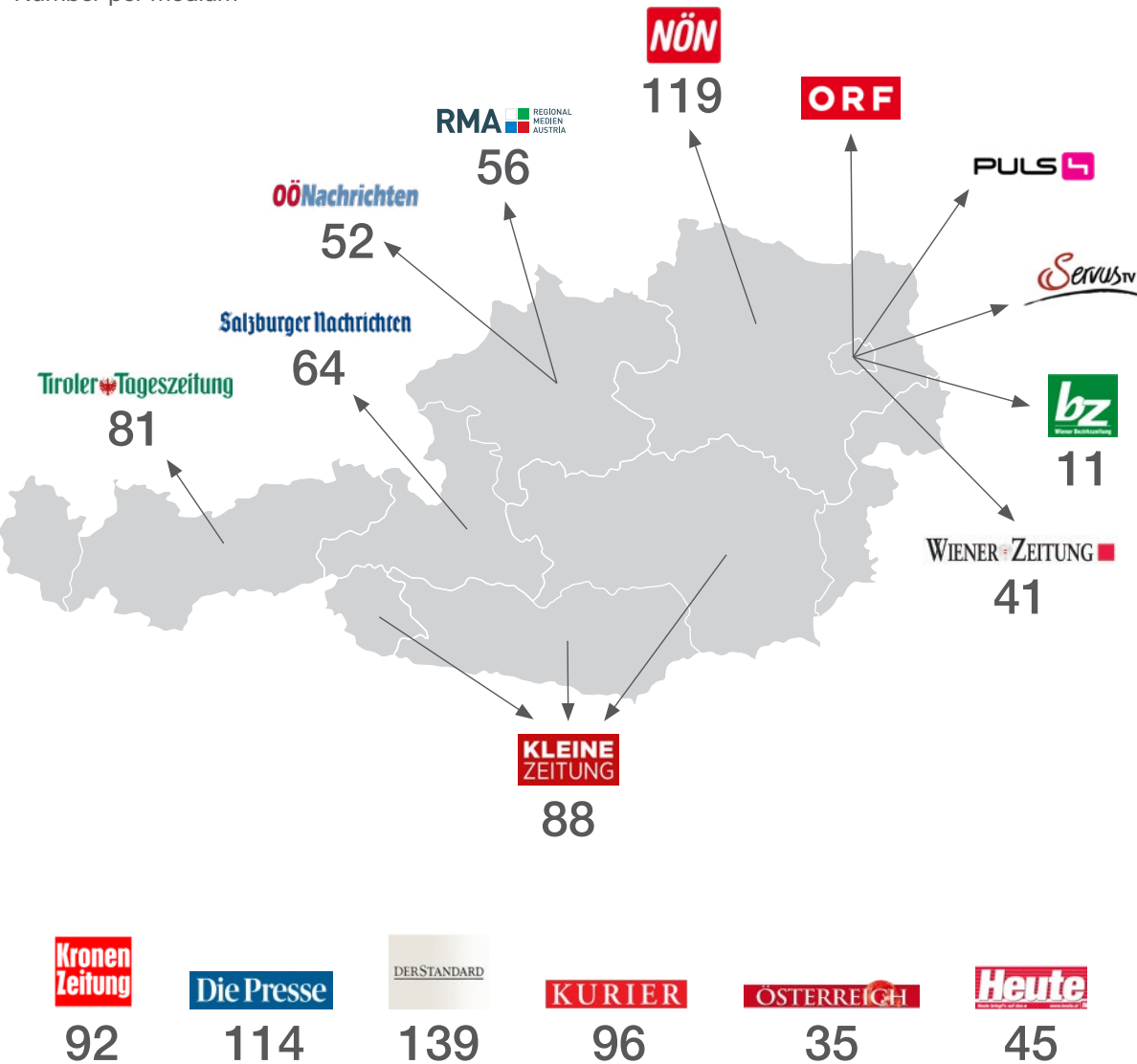


Media Echo

2018 saw a total of 66 press releases sent out to media in Austria and abroad. In addition, Corporate Communications replied to some 168 media inquiries on research findings, recent trends in teaching and clinical expertise.

National Media Presence 2018

Published contributions
Number per medium

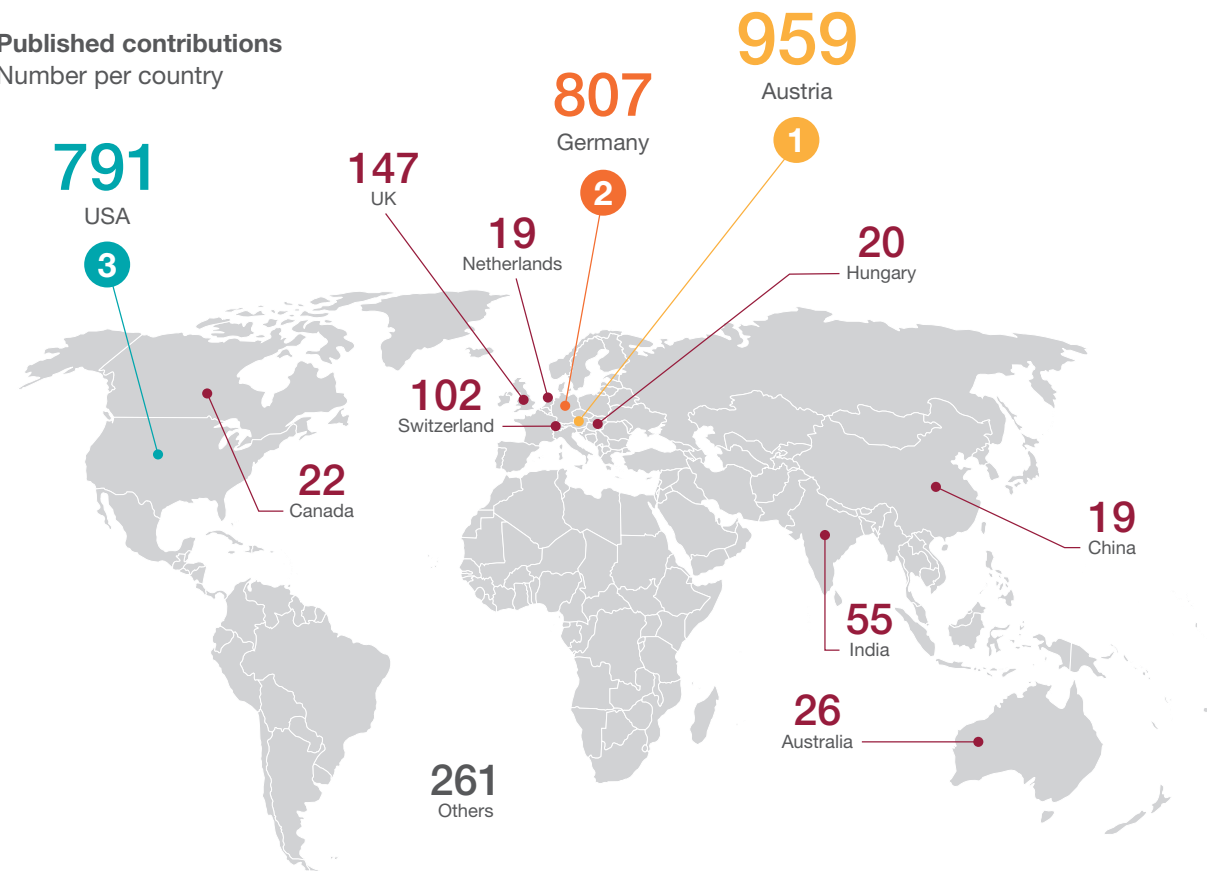


Highlight Clippings Austria

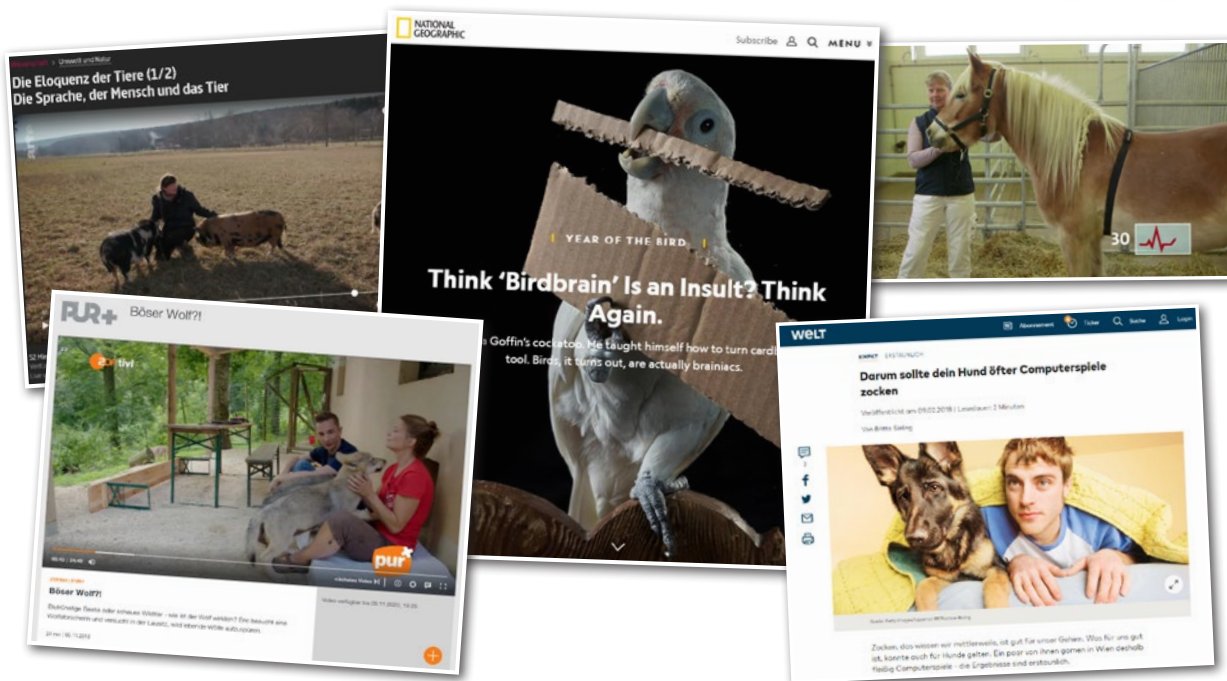


International Media Presence 2018

Published contributions
Number per country



Highlight Clippings International



University Clinics

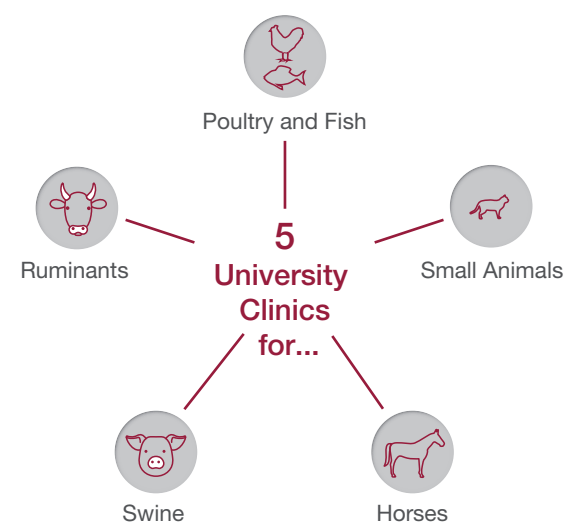
University Clinics

Cutting-Edge Medicine for Animals

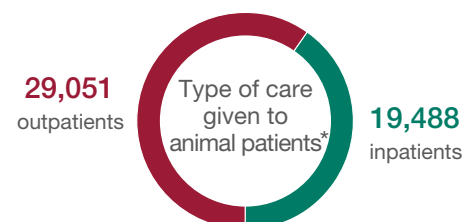
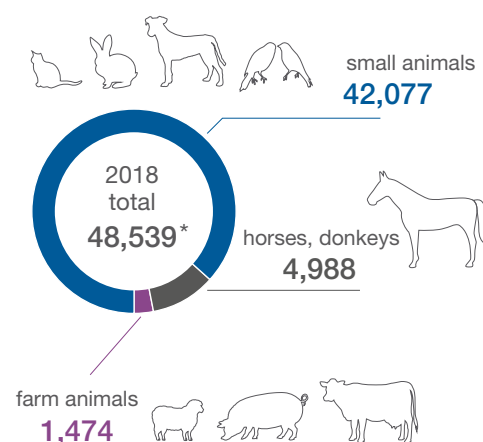
Prevention, diagnosis and therapy – at Vetmeduni Vienna's five University Clinics, animal patients are being cared for around the clock. Cases that are challenging from a clinical and scientific perspective often result in new findings, benefiting animal welfare in general.

In 2018, the five university clinics for different animal species on the Floridsdorf campus treated roughly 50,000 animal patients. Some 20,000 were admitted as inpatients, while about 30,000 were treated as outpatients. As teaching hospitals, the university clinics provide training and continued professional development for students and veterinarians, while at the same time taking in patients referred by private clinics and private-practice veterinarians.

University Clinics



Patient Visits 2018



The University Clinic for Poultry and Fish managed a total of 28,468 patients and samples in 2018.

* Figures exclude poultry and visits for the purpose of herd health management (livestock)

Synergies Between Clinical Work, Research and Teaching

Working, researching and teaching – veterinarians and their assistants are active at the university clinics not only in a clinical and scientific capacity, they also provide guidance to veterinary medicine graduates in their practical training. Residents is the term used to refer to veterinarians who, after having graduated, enter a residency programme to acquire a specialisation, for instance in large animal surgery, anaesthesiology or ophthalmology. The programme they follow has an international outlook: The European Colleges for Veterinary Specialisation lay down uniform educational standards for residency programmes in Europe. Those who pass the examination at the end of a 3- to 4-year educational programme may call themselves ECVS Diplomates. 79 veterinarians have done so at Vetmeduni Vienna so far, and a further 24 are currently undergoing training programmes.



Residency programmes are veterinary medicine training programmes with an international character that offer in-depth specialisation in a clinical specialty field, such as for instance internal medicine for horses.



Residency Programmes

Vetmeduni Vienna offers courses in 15 areas of specialisation

	REPRODUCTIVE MEDICINE ECAR (European College of Animal Reproduction)		DIAGNOSTIC IMAGING ECVDI (European College of Veterinary Diagnostic Imaging, Small Animal Track)		ANAESTHESIA AND ANALGESIA ECVAA (European College of Veterinary Anaesthesia and Analgesia)
	POULTRY MEDICINE ECPVS (European College of Poultry Veterinary Science)		INTERNAL MEDICINE, HORSES ECEIM (European College of Equine Internal Medicine)		CLINICAL PATHOLOGY ECVCP (European College of Clinical Pathology)
	PORCINE HEALTH MANAGEMENT ECPHM (European College of Porcine Health Management)		INTERNAL MEDICINE, COMPANION ANIMALS ECVIM-CA (European College of Veterinary Internal Medicine, Companion Animals)		VETERINARY PARASITOLOGY EVPC (European Veterinary Parasitology College)
	BOVINE HEALTH MANAGEMENT ECBHM (European College of Bovine Health Management)		SURGERY, LARGE ANIMALS ECVS (European College of Veterinary Surgery, Large Animal Surgery)		VETERINARY PATHOLOGY ECVP (European College of Veterinary Pathologists)
	INTERNAL MEDICINE, COMPANION ANIMALS, ONCOLOGY ECVIM-CA, Oncology (European College of Veterinary Internal Medicine, Companion Animals – Oncology)		SURGERY, SMALL ANIMALS ECVS (European College of Veterinary Surgery, Small Animal Surgery)		OPHTHALMOLOGY ECVO (European College of Veterinary Ophthalmology)

RESIDENT

Originally a US term, it is now being widely used in Europe as well

Veterinarians undergoing training in a specialty

Residency
education and training phase taking several years

DIPLOMATE

Member of a College for Veterinary Specialisation



Professional title requiring completion of residency programme and examination; mandatory recertification every five years

Assessment factors: practice, scientific publications, work as a supervisor

24 Residents & **79** Diplomates

currently work at Vetmeduni Vienna.
(as at the end of 2018)

How to become a Diplome

Formal requirements



Graduate of a veterinary study programme, work experience, internship/equivalent clinical work

→ Application for a residency position

RESIDENCY

Three- or four-year course of clinical specialist training under the supervision of a Diplome

Annual reports on the resident's progress to the relevant European College of Veterinary Specialisation

Includes clinical work under supervision, a minimum number of patient cases, authoring scientific publications, research work, and, as applicable, work abroad at other universities

DIPLOMATE

Certifying examination with the relevant college: examination before an independent international panel of examiners

Diplome status, which is internationally recognised, is conferred by one of the European Colleges of Veterinary Specialisation

Knowledge Transfer to Animal Owners and Veterinarians

Vetmeduni Vienna regularly fosters dialogue between specialists and veterinarians. Symposia and lecture series are held regularly to discuss both questions arising in practice and the latest research results. In addition, Vetmeduni Vienna also routinely informs animal owners about clinical and research findings.

12 Jan 2018

12th Alumni Event of the Equine University Clinic

The 12th Alumni Event of the Equine University Clinic was dedicated to the topic of psychological stress in veterinary practice. Recent studies were presented, and issues such as mental strain and burnout suffered by veterinarians were discussed.

23 Mar 2018

8th Kremesberg Conference on Herd Health Management in Ruminants – Joining Forces for Animal Health

The conference, which brings together farmers and veterinarians, was held already for the eighth time at the Kremesberg teaching and research centre. Topics included 'Selective treatment of inflammations of the uterus', 'Automated milking systems' or 'Rentability of rearing calves', among others.

24 – 25 Feb 2018

5th Austrian Dog Trainers Congress

Dogs Professional featured lectures and interactive workshops covering the day-to-day work of dog trainers, such as optimisation of training and human-animal relationships.

26 May 2018

Informational Conference for Dog Breeders

This year, the Informational Conference for Dog Breeders addressed issues such as dental hygiene for dogs, adequate nutrition for breeding bitches, the significance of Herpes virus canis both for individual dogs and in breeding, as well as prostrate problems in stud dogs.

1 June 2018

13th Alumni Event of the Equine University Clinic

The motto of the Alumni Event of the Equine University Clinic was 'Internal medicine updates: West Nile fever, Corona virus, atrial fibrillation, and headshaking'.




Photo: © Stephanie Scholz/Vetmeduni Vienna



Photo: © Cornelia Konecny/Vetmeduni Vienna

9 – 10 June 2018

2nd Annual Conference of the ÖGT Exotic Animals Chapter

The 2nd Annual Conference of the Exotic Animals chapter and the scientific meeting of the Aquatic Animals chapter of ÖGT (the Austrian Veterinary Society) featured discussions on a variety of topics, among them ‘Useful quarantine examinations in reptiles’ or ‘Frequent problems and conditions in goldfish’.

11 – 12 Aug 2018

2nd Vienna Pain Day

Vets, researchers, veterinary students and animal carers updated their knowledge on pain in animals at this annual international conference.

13 Oct 2018

8th Equine Symposium ‘Acupuncture, chiropractic, lymphatic drainage, physiotherapy – valuable additions to conventional medicine’

At the 8th Equine Symposium, representatives of Vetmeduni Vienna’s Equine University Clinic provided information about alternative treatment methods.

20 Oct 2018

Workshop for Veterinarians – Practical Aspects of New World Camel Medicine

The focus of this workshop, which was hosted by the University Clinic for Ruminants, was on new world camels, with specific attention to anatomical peculiarities, ultrasound examinations, and clinical cases.

17 – 18 Nov 2018

Kyntegra Dog Trainer Congress

Once again, the main focus of this year’s Kyntegra congress was on assistance and therapy companion dogs and their rights and needs. The event provided an overview of assistance dog schemes in Europe and presented recent scientific findings.



Photo: © Zhengtao Tang/Unsplash



Organisation

Organisation

Vetmeduni Vienna as an Employer

About 1,500 staff work daily at Vetmeduni Vienna in teaching, clinical work, research and administration. In doing so, researchers, teachers, veterinarians together with administrative and support staff ensure day-to-day operations at our university.

New Professorships at Vetmeduni Vienna

The research team of Vetmeduni Vienna was strengthened by the addition of three new professors in 2018. Friederike Range and Teresa Valencak moved up to the group of Associate Professors, while Annemarie Käsbohrer, who from 2016 had already worked as Head and Visiting Professor at the Institute of Veterinary Public Health, was appointed to a professorship under §98 of Austria's University Act in 2018.

Teresa G. Valencak

Having successfully fulfilled her qualification agreement, Teresa G. Valencak was promoted to the group of Associate Professors in 2018. After obtaining her doctorate in animal psychology at the University of Vienna, Teresa G. Valencak led two FWF-funded single projects as well as one Hertha Firnberg and one Elise Richter project at Vetmeduni Vienna. Following research in wildlife biology till 2015, her research activities since joining Department 1 have focused on the energy metabolism in ageing rodents and in rodents rearing their young. In teaching, she coordinates animal psychology training for students of the biomedicine and biotechnology bachelor programme.

Valencak's research focuses on the energy metabolism in ageing rodents and in rodents rearing their young.



Photo: © Privale



Photo: © Robert Bayer/Wolf Science Center/Vetmeduni Vienna

As Head of the Wolf Science Centre (WSC), Range explores the characteristics shared by wolves, dogs and humans.

Friederike Range

With Friederike Range, Vetmeduni Vienna gained a new Associate Professor under §99(6) (University Act) / §27 (collective agreement) in the field of domestication in December 2018. She works as Head of the Domestication Lab and the Wolf Science Centre (WSC) at the Konrad Lorenz Institute of Ethology. Having completed her biology studies at the University of Bayreuth/Germany and her doctorate at the University of Pennsylvania, Range obtained her post-doctoral degree (habilitation) at Vetmeduni Vienna in 2013. She is co-founder of the Wolf Science Centre and the Clever Dog Lab.

Annemarie Käsbohrer

Annemarie Käsbohrer joined the Institute of Veterinary Public Health as Visiting Professor in 2016. Now she has been appointed Professor under §98 (University Act) in the field of veterinary public health. Käsbohrer completed her studies at the Berlin University of Veterinary Medicine in 1985 and obtained her habilitation in epidemiology at the University of Veterinary Medicine Hanover in 2014. After completion of her studies, Käsbohrer switched from practice to laboratory work and has been the head of the expert group in epidemiology, zoonoses and antimicrobial resistance since 2006.



Photo: © Michael Bernkopf/Vetmeduni Vienna

Käsbohrer has been appointed professor of veterinary public health at Vetmeduni Vienna.

Honorary Senator Peter Swetly

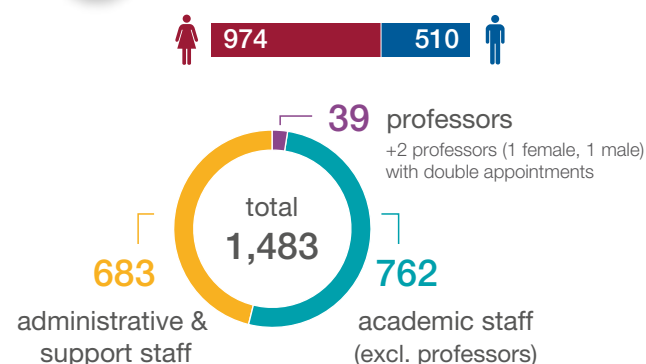
On 5 October 2018, Peter Swetly was awarded the title of Honorary Senator. A former Vice-Rector for Research and International Relations as well as a former member of the University Council, Swetly greatly contributed to key milestones in research and science at Vetmeduni Vienna. The title is awarded by the Senate of Vetmeduni Vienna to personalities for their outstanding commitment to the university and the promotion of scientific tasks.

Honorary Senatorship awarded to Peter Swetly, former Vice-Rector for Research and International Relations as well as former member of the University Council.

Photo: © Ernst Hammerschmid/Vetmeduni Vienna



Staff as at: 31/12/2018



Reconciliation of University and Family Life

Vetmeduni Vienna lays particular emphasis on implementing a range of measures for all groups of employees (working in administration, research and university clinics) as well as for students. Activities in childcare, awareness raising and coaching, learning zones and individual counselling are intended to support reconciliation of work/study and family life. Virtual learning programmes on the e-learning platform Vetucation® provide access to learning material without any constraints of time or place. Moreover, both the university library and the VetSim training centre (Vetmeduni Vienna Skills Lab) offer extended opening hours.

In addition to our on-campus kindergarten, Vetmeduni Vienna once again offered professional day care for our staff's children during the summer of 2018. Some 80 children between the ages of three and twelve participated in the nine-week programme managed by qualified child carers. Vetmeduni Vienna also offered free childcare on two other extra holidays. Customised childcare options in line with actual demand help parents manage their day-to-day commitments and find time for continued professional development as well.

Photo: © Thomas Suchanek/Vetmeduni Vienna



Award and Certification

In June 2018, Vetmeduni Vienna achieved second place in the 'public enterprise' category of the Work and Family Life State Prize, an accolade that confirmed the expediency of its wide range of support policies to foster work-life balance. Vetmeduni Vienna was certified in the Work and Family Life Audit in 2010 and in the University and Family Life Audit as of 2011. Recertification in the University and Family Life Audit was successfully completed in 2018. Participation in the audit ensures that questions and fields of action concerning reconciliation of university and family life are addressed periodically in a structured and externally monitored process. The audit thus helps to strategically embed and promote the ongoing development of reconciliation measures within the organisation.

Vetmeduni Vienna was recertified in the University and Family Life Audit. Pictured: University and Family Life project group.



Vetmeduni Vienna gained second place in the Work and Family Life State Prize 2018. Pictured from left: Vice-Rector Christian Mathes, Federal Minister Juliane Bogner-Strauß and Rector Petra Winter.



Photo left: © Stephanie Scholz/Vetmeduni Vienna
Photo right: © Andy Wenzel

New University Council at Vetmeduni Vienna

The new University Council of Vetmeduni Vienna met for its first as well as inaugural meeting at the campus on 16 March 2018. Felix Althaus, Andrea Barta, Johannes Khinast, Cathrine Trattner and Andreas Buchner assumed the function of members of the University Council on 1 March 2018, with Johannes Khinast being elected Chairman. Owing to their expertise in human and veterinary medicine, veterinary public health as well as technology and economics, the new members of the University Council form a coherent governing body for the university.

Photo: © Michael Bernkopf/Vetmeduni Vienna



The new University Council of Vetmeduni Vienna: Johannes Khinast, Andrea Barta, Cathrine Trattner, Felix Althaus, Andreas Buchner (from left to right).

Renewed Contract and New Professorship for Interuniversity Messerli Research Institute

The financial future of the interuniversity Messerli Research Institute for Human-Animal Interaction has been secured for the next few years. In November 2018, the Messerli Foundation and the Rectorates of Vetmeduni Vienna, Medical University of Vienna and University of Vienna renewed their contract and the relevant performance agreements. Moreover, a new professorship for exploring the neuroscientific basis of human-animal interaction has been defined. Operational management will continue to be in the hands of Vetmeduni Vienna. The Messerli Research Institute has been devoted to research into human-animal interaction since 2010.

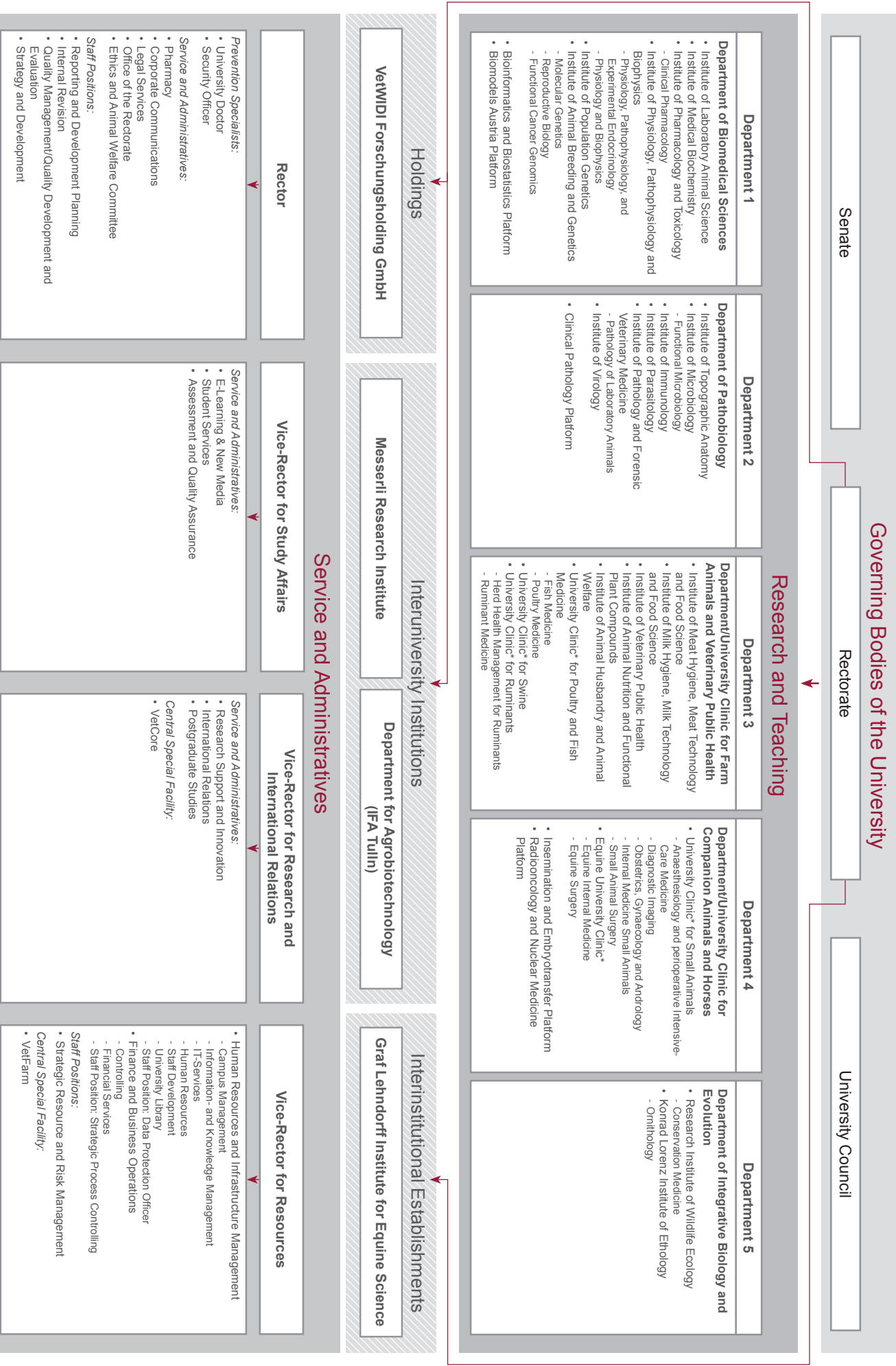
Photo: © Thomas Suchanek/Vetmeduni Vienna



Interuniversity collaboration: Pictured from left to right: VR Christian Mathes (Vetmeduni Vienna), VR Michaela Fritz (Medical University of Vienna), Foundation Board Member Heinz Schweizer (Messerli Foundation), Foundation Board Member Hans Hengartner (Messerli Foundation), Rector Heinz W. Engl (University of Vienna) and Rector Petra Winter (Vetmeduni Vienna).



Organisational Chart of the University of Veterinary Medicine, Vienna



Publishing Information

Publisher:
University of Veterinary Medicine Vienna (Vetmeduni Vienna)
Veterinärplatz 1, 1210 Vienna
T + 43 1 25077-0, communication@vetmeduni.ac.at

Editor-in-Chief:
Marlies Felfernig

Project Manager and Editor:
Stephanie Scholz

Editorial Staff:
Marlene Groihofer, Sarah Hummer, Georg Mair, Tina Mitterlechner

Graphic Design: Birgit Rieger, www.br-design.at

Translated by: Eva Holzmair-Ronge

Information Graphics: APA Grafik

Printed by: Druckerei Janetschek GmbH,
Brunfeldstraße 2, 3860 Heidenreichstein

Print Run: 170 copies

Subject to errata, typesetting and printing errors



* In accordance with § 36 and § 20(5) of the 2002 Universities Act, the University Clinics do not represent organizational units



University of Veterinary Medicine, Vienna
Veterinaerplatz 1, 1210 Vienna, Austria
T +43 1 25077-0
communication@vetmeduni.ac.at
www.vetmeduni.ac.at