

Program

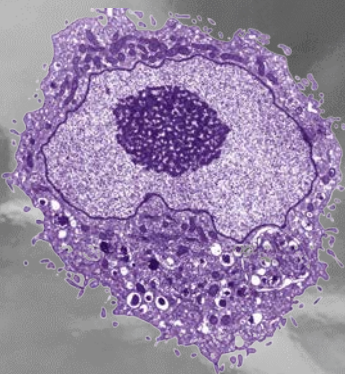
Classification and Management of Mast Cell Neoplasms in Dogs and Humans: A Comparative Oncology Approach

Working Conference

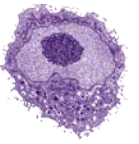
May 17-18, 2019

Aula of the University of Vienna,
Campus Vienna, Spitalgasse 2-4/ Hof 1.11

and Hotel Regina, Rooseveltplatz 15
1090 Vienna



Scientific Organization:
Peter Valent,
Emir Hadzijasufovic
and Michael Willmann



Working Conference

Classification and Management of Mast Cell Neoplasms in Dogs and Humans: A Comparative Oncology Approach

20:00 **Welcome Reception - Thursday, May 16th**
Venue: Hotel Regina

DAY 1 – Friday, May 17th (Open Sessions)

Venue: Aula of the University of Vienna, Campus Vienna

8:00 **Welcome Coffee**

8:15 **Welcome Notes**
Petra Winter, Rector of the University of Veterinary Medicine Vienna

8:20 **Introduction and Background**
Michael Willmann

8:30-10:00 **Session I: Mast Cells in Health and Disease**
Chair: M. Dacasto and D.M. Vail

8:30 **Biology and Roles of Mast Cells – The Beauty & The Beast**
Stephen J. Galli (Stanford, CA, USA)

9:00 **Mast Cell Activation: Basic Concepts and Clinical Implications**
Erika Jensen-Jarolim (Vienna, Austria)

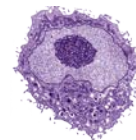
9:20 **Mast Cells in Human Neoplastic Diseases**
Peter Valent (Vienna, Austria)

9:40 **Mast Cells in Canine Neoplastic Diseases**
Michael Willmann (Vienna, Austria)

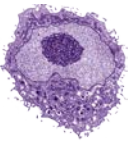
10:00 **Coffee Break**

10:40-12:20 **Session II: Molecular Markers and Targets in Mast Cell Neoplasms**
Chair: L. Marconato and M. Kiupel

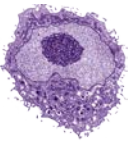
10:40 ***KIT* Mutation Analysis in Human Mast Cell Neoplasms**
Michel Arock (Cachan, France)



- 11:00** ***KIT* Mutation Analysis for Diagnosis and Prognostication in Canine MCT**
Vilma Yuzbasiyan-Gurkan (East Lansing, MI, USA)
- 11:20** ***SRSF2, ASXL1, RUNX1, JAK2* and other `Non-*KIT* Mutations´: Diagnostic and Prognostic Value in Systemic Mastocytosis**
Mohamad Jawhar (Mannheim, Germany)
- 11:40** **Mutational *TET2, IDH1, IDH2, SRSF2, SF3B1* and *RAS*: Are they Detectable and Relevant in Canine MCT?**
Mauro Dacasto (Padova, Italy)
- 12:00** **CDK6 as Key Regulator of Leukemic Stem Cells**
Veronika Sexl (Vienna, Austria)
- 12:20** ***Lunch Buffet***
- 13:30-14:40** **Session III: Pathology, Grading and Staging of Mast Cell Neoplasms**
Chairs: H.-P. Horny and S.J. Galli
- 13:30** **Histopathology and Immunohistochemistry in Mastocytosis: Status 2019**
Hans-Peter Horny (Munich, Germany)
- 13:55** **Canine MCT: A Combined Clinical and Pathological Approach to Diagnosis and Prognosis**
Matti Kiupel (East Lansing, MI, USA)
- 14:20** **The Role of the Lymph Node in Canine Mast Cell Tumors**
Laura Marconato (Bologna, Italy)
- 14:40** ***Coffee Break***
- 15:00-17:00** **Session IV: Basic and Translational Research in Human and Canine Mast Cell Disorders**
Chairs: E. Hadzijusufovic and M. Müller
- 15:00** **Delineation of Markers and Targets in Neoplastic Stem Cells in ASM and MCL**
Irina Sadovnik (Vienna, Austria)



- 15:20 Value of Diamine Oxidase as Novel Marker of Mast Cell Activation**
Thomas Böhm & Bernd Jilma (Vienna, Austria)
- 15:40 STAT5 as Marker and Therapeutic Target in Hematopoietic Neoplasms**
Richard Moriggl (Vienna, Austria)
- 16:00 Establishment of iPSC from Patients with Mast Cell Neoplasms**
Mathias Schneeweiß-Gleixner (Vienna, Austria)
- 16:20 Role of TRKA Receptor in the Etiology of Mastocytosis in Mice and in the Development of Resistance against KIT-Targeted Therapy**
Zhixiong Li (Hannover, Germany)
- 16:40 Genetic Mouse Models for Evaluating Oncogenesis in Hematopoietic Neoplasms**
Mathias Müller (Vienna, Austria)
- 17:00 Coffee Break**
- 17:30-19:00 Session V: Markers in Human and Canine Mast Cell Neoplasms**
Chairs: P. Valent and M. Arock
- 17:30 The Serum Tryptase Test: A Robust Biomarker in Human Mastocytosis**
Wolfgang R. Sperr (Vienna, Austria)
- 17:50 Serum Tryptase Measurements in Canine Mastocytoma**
David M. Vail (Madison, WI, USA)
- 18:10 Diagnostic and Prognostic Value of Aberrant CD2, CD23 and CD30 in Human Mast Cell Neoplasms**
Karl Sotlar (Salzburg, Austria)
- 18:30 Effects of Ibrutinib on Growth and Function of Neoplastic Canine MC**
Susanne Gamperl (Vienna, Austria)
- 18:50 Summary of Day 1**
Peter Valent
- 19:00 Faculty Dinner (Universitätsbräu, Campus Wien)**



DAY 2 – Saturday, May 18th (Closed Sessions)

Venue: Hotel Regina

8:40 ***Welcome Coffee***

9:00-10:20 **Session VI: Treatment of Advanced Mast Cell Neoplasms**

Chairs: A. Reiter and W.R. Sperr

9:00 **Targeted Drug Therapies in Canine Mastocytoma: Status 2019**

David M. Vail (Madison, WI, USA)

9:20 **Clinical Efficacy of Masitinib in Human and Canine Mast Cell Neoplasms**

Olivier Hermine (Paris, France)

9:40 **Novel TKI in the Treatment of Human Mast Cell Neoplasms: Status 2019**

Andreas Reiter (Mannheim, Germany)

10:00 **Management of Advanced Mastocytosis and Mast Cell Sarcoma**

Karoline V. Gleixner (Vienna, Austria)

10:20 ***Coffee Break***

10:50-13:10 **Session VIIa: Standards and Standardization in Canine Mast Cell Neoplasms: Consensus Discussion**

Chairs: P. Valent and D.M. Vail

10:50 **Introduction**

Peter Valent (Vienna, Austria)

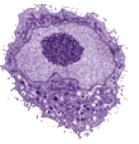
11:10 **Histological Classification and Morphological Grading in Canine MCT**

Matti Kiupel (East Lansing, MI, USA)

11:30 **Discussion**


11:50 **Clinical Value of Molecular Studies in the Diagnosis of Canine MCT**

Vilma Yuzbasiyan-Gurkan (East Lansing, MI, USA)



- 12:10** **Discussion**
- 12:30** **Staging of Canine MCT: Proposed Standards**
Laura Marconato (Bologna, Italy)
- 12:50** **Discussion**
- 13:10** ***Lunch Break***
- 14:30-16:10** **Session VIIIb: Standards and Standardization in Canine Mast Cell Neoplasms: Consensus Discussion**
Chairs: M. Willmann and V. Yuzbasiyan-Gurkan
- 14:30** **Clinical and Lab-Based Potential Diagnostic Criteria of Canine MCT**
David M. Vail (Madison, WI, USA)
- 14:50** **Discussion**
- 15:10** **Symptomatic Therapy in Canine MCT: Current Standards**
Emir Hadzijasufovic (Vienna, Austria)
- 15:30** **Treatment of Advanced Canine MCT: Recommendations 2019**
Michael Willmann (Vienna, Austria)
- 15:50** **Discussion**
- 16:10** ***Coffee Break***
- 16:40** **General Discussion and Consensus Statements**
- 17:10** **Summary of Meeting and Plan for the Future**
Peter Valent
- 17:30** **Closing Remarks**
Michael Willmann
- 19:00** ***Faculty Dinner (Restaurant Kupferdachl)***

Partners and Sponsors



Vienna Cancer Stem Cell Club (VCSCC)



Ludwig Boltzmann Institute
Hematology and Oncology

Technical Organization: **Mondial Medica**
reisebüro gesellschaft m.b.h.